



CA. Bathula Sai Suneel
B.Com., ACA, MBA, LLB (CS)

LENORA INSTITUTE OF DENTAL SCIENCES		
RAJAHMUNDRY, EAST GODAVARI DISTRICT, AP		
AUDITED STATEMENT OF EXPENDITURE INCURRED DURING THE YEAR FINANCIAL YEAR 2021-22		
FINANCIAL YEAR 2021-22	Income/Expenditure	Amount (In Lakhs)
A	Income	
1	Income from Students Fee	996.52
2	Alumni Contributions	2.02
3	Grants	0.65
4	Miscellaneous & Other Income	9.42
	Total	1008.61
B	Revenue & Capital Expenditure	
1	Salaries of Teaching & Non-Teaching Staff	561.47
2	Infrastructure Augmentation	114.12
3	Physical Facilities	128.49
4	Academic Facilities	152.41
5	Dental Material	20.11
6	Library	5.50
7	Financial Support to Staff	3.86
8	Other Expenses	8.68
	Total	994.64
C	Total Expenditure incurred excluding salary during the Year	433.17

Lenora Institute of Dental Sciences
RAJANAGARAM



10/01/2024



CA. Bathula Sai Suneel

B.Com., ACA, MBA, LL.B.(CS)

LENORA INSTITUTE OF DENTAL SCIENCES

RAJAHMUNDRY, EAST GODAVARI DISTRICT, AP

**AUDITED STATEMENT OF EXPENDITURE INCURRED DURING THE YEAR
FINANCIAL YEAR 2020-21**

FINANCIAL YEAR 2020-21	Income/Expenditure	Amount (In Lakhs)
A	Income	
1	Income from Students Fee	982.62
2	Alumni Contributions	2.98
3	Grants	1.50
4	Miscellaneous & Other Income	1.49
	Total	988.59
B	Revenue & Capital Expenditure	
1	Salaries of Teaching & Non-Teaching Staff	542.85
2	Infrastructure Augmentation	104.48
3	Physical Facilities	138.98
4	Academic Facilities	140.55
5	Dental Material	16.66
6	Library	5.08
7	Financial Support to Staff	0.79
8	Other Expenses	6.45
	Total	955.84
C	Total Expenditure incurred excluding salary during the Year	412.99

Suneel
PRINCIPAL
Lenora Institute of Dental Sciences
RAJANAGARAM





Suneel
10/1/24



CA. Bathula Sai Suneel
B.Com., ACA, MBA, LL.B. (CS)

LENORA INSTITUTE OF DENTAL SCIENCES		
RAJAHMUNDRY, EAST GODAVARI DISTRICT, AP		
AUDITED STATEMENT OF EXPENDITURE INCURRED DURING THE YEAR FINANCIAL YEAR 2019-20		
FINANCIAL YEAR 2019-20	Income/Expenditure	Amount (In Lakhs)
A	Income	
1	Income from Students Fee	847.25
2	Alumni Contributions	1.14
3	Grants	0.00
4	Miscellaneous & Other Income	10.22
	Total	858.61
B	Revenue & Capital Expenditure	
1	Salaries of Teaching & Non-Teaching Staff	461.73
2	Infrastructure Augmentation	95.18
3	Physical Facilities	102.13
4	Academic Facilities	126.89
5	Dental Material	19.20
6	Library	3.61
7	Financial Support to Staff	1.21
8	Other Expenses	9.55
	Total	819.50
C	Total Expenditure incurred excluding salary during the Year	357.77


PRINCIPAL
Lenora Institute of Dental Sciences
RAJANAGARAM

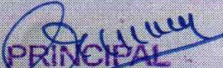


10/1/24

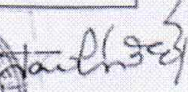


CA. Bathula Sai Suneel
B.Com., ACA, MBA, LLB (CS)

LENORA INSTITUTE OF DENTAL SCIENCES		
RAJAHMUNDRY, EAST GODAVARI DISTRICT, AP		
AUDITED STATEMENT OF EXPENDITURE INCURRED DURING THE YEAR		
FINANCIAL YEAR 2018-19		
FINANCIAL YEAR 2018-19	Income/Expenditure	Amount (In Lakhs)
A	Income	
1	Income from Students Fee	804.88
2	Alumni Contributions	1.15
3	Grants	0.90
4	Miscellaneous & Other Income	8.75
	Total	815.68
B	Revenue & Capital Expenditure	
1	Salaries of Teaching & Non-Teaching Staff	438.18
2	Infrastructure Augmentation	87.12
3	Physical Facilities	134.13
4	Academic Facilities	108.77
5	Dental Material	25.77
6	Library	3.32
7	Financial Support to staff	1.13
8	Other Expenses	8.71
	Total	807.13
C	Total Expenditure incurred excluding salary during the Year	368.95


PRINCIPAL
Lenora Institute of Dental Sciences
RAJANAGARAM






10/1/24

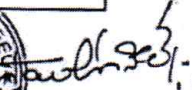


CA. Bathula Sai Suneel
B.Com., ACA, MBA, LLB (CS)

LENORA INSTITUTE OF DENTAL SCIENCES		
RAJAHMUNDRY, EAST GODAVARI DISTRICT, AP		
AUDITED STATEMENT OF EXPENDITURE INCURRED DURING THE YEAR FINANCIAL YEAR 2017-18		
FINANCIAL YEAR 2017-18	Income/Expenditure	Amount (In Lakhs)
A	Income	
1	Income from Students Fee	784.12
2	Alumni Contributions	1.08
3	Grants	0.60
4	Miscellaneous & Other Income	6.64
	Total	792.84
B	Revenue & Capital Expenditure	
1	Salaries of Teaching & Non-Teaching Staff	429.26
2	Infrastructure Augmentation	74.12
3	Physical Facilities	127.41
4	Academic Facilities	99.79
5	Dental Material	24.67
6	Library	4.78
7	Financial Support to Staff	1.10
8	Other Expenses	5.27
	Total	766.40
C	Total Expenditure incurred excluding salary during the Year	337.14


Principal
Lenora Institute of Dental Sciences
RAJANAGARAM




10/124