



LENORA INSTITUTE OF DENTAL SCIENCES

(Permitted by Govt. of India / Dental Council of India & Affiliated to Dr.NTRUHS)

NH-16, Rajanagaram, Rajahmundry, East Godavari (Dt), AP.

Phones: +91 883 2484492, e-mail: lidsrajahmundry@gmail.com., Fax: 0883 2484493

Ref: LIDS/NTRUHS/ 2021/0657

Date: 08.11.2021

To,

The Chairman,
Board of Studies,
Dr. NTR University of Health Sciences,
Vijayawada.

//Through proper channel//

Sub: Request to review the changes in the curriculum for dental students based on the analysis of feedback collected from the stakeholders- Reg.

Respected Sir,

The Lenora Institute of Dental Sciences, Rajanagaram, Rajahmundry is glad to acknowledge the curriculum designed by Dr NTRUHS. However, the Lenora Institute of Dental Sciences would like to suggest our esteemed university regarding incorporating the following changes in the evaluation system of BDS and MDS programmes as opined by the curriculum committee of the institute and also based on the analysis of feedback collected from the stake holders.

- To introduce structured unbiased group assessment under the evaluation system for students.
- To introduce faculty development programmes at the university level.

Kindly review and consider to implement the necessary changes as suggested at the University level.

Received
Dr. K. Sridevi
Member Board of Studies (UG)
Dr. NTR. University of Health Sciences
A.P., Vijayawada-520008
20/11/2021

Principal
08/11/2021
Lenora Institute of Dental Sciences
RAJANAGARAM



LENORA INSTITUTE OF DENTAL SCIENCES

(Recognised by GOI/ Dental Council of India & Affiliated to Dr. NTR UHS-BZA)

Accredited with NAAC "A" Grade

NH-16, Rajanagaram, Rajahmundry, East Godavari (Dt.), AP, India.

Web: www.lids.ac.in, E-Mail: lidsrajahmundry@gmail.com, PH:0883-2484492.Fax: 0883 2484493

ACTION TAKEN REPORT

Academic year 2021-2022

Date: 25-07-2022

A curriculum committee has been convened by IQAC with all the in-charges/ Heads of the Departments under the chairmanship of the principal to bring feedback analysis to their notice to find out the possibility for any changes offered by their respective departments.

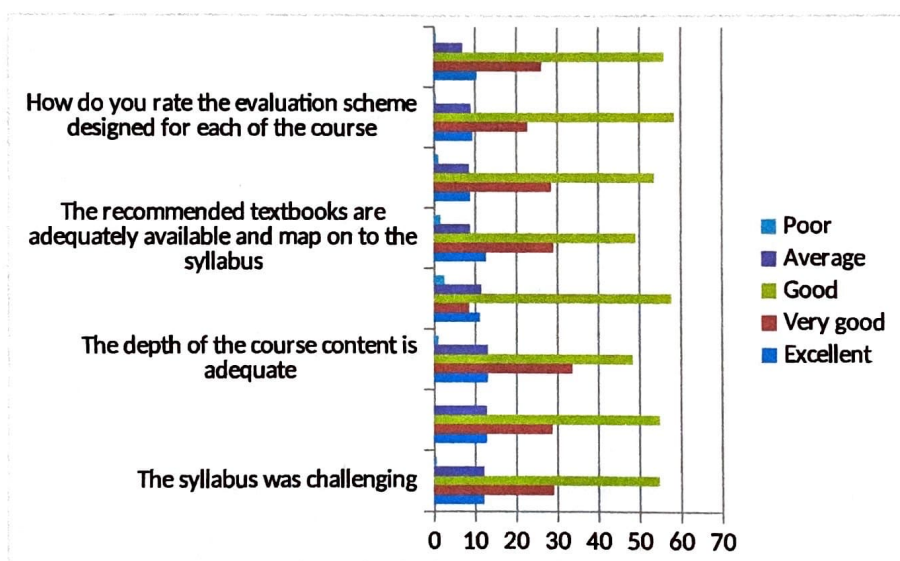
The Head of the Departments in turn have conducted a curriculum meeting in their respective departments and suggested the possibilities in accordance with the demands of the stake holders.

Feedback was collected annually on the curriculum aspects like content, design and implementation. It was collected from different stakeholders like students, alumni, faculty and professionals. Based on the collected and analyzed feedbacks report was prepared and necessary actions were executed and plan of action was formulated.

1. NAME OF THE STAKEHOLDER: STUDENT

A questionnaire was devised to collect the feedback from the students. Responses were recorded on a special five-point scale. The graph below shows the responses of the students. 12% of the students felt excellent about syllabus being challenging. 33% felt excellent about the content and the relevance of the course while 13% responded excellent when asked about whether the depth of the content is adequate. 11% felt excellent about the size of the syllabus in terms of the load of the students. 13% felt excellent about the availability of the recommended textbooks. 9% felt excellent about the syllabus enabled them to improve the ability to formulate, analyse and solve problems. Overall experience was excellent for 9.4% of the students. 10% of the students felt excellent about the evaluation scheme designed for each course.

STUDENT FEEDBACK RESPONSE



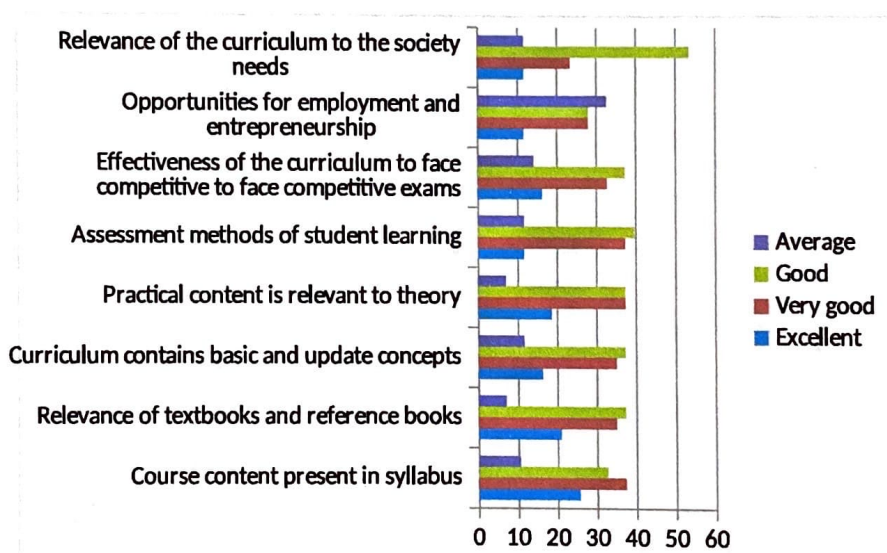
ACTION TAKEN REPORT:

1. To introduce structured group interviews and self-assessment under the evaluation system for students.
2. Regarding the size of the syllabus in terms of the load of the students, recommendations will be sent to the university and DCI.

2. NAME OF THE STAKEHOLDER: TEACHER

A questionnaire was devised to collect the feedback from the faculty. Responses were recorded using four options. The graph below shows the responses of the teachers. 25.6% of teachers chose excellent in relation to course content present in the syllabus. 21% felt excellent for relevance of textbook and reference books and 16% of the teachers opted excellent for curriculum containing basic and updated concepts. 19% of the teachers felt excellent about practical content being relevant to theory. 12% of the teachers felt assessment methods of student learning are excellent. 16% of the teachers responded as excellent when asked about the effectiveness of the curriculum to face competitive exams while 11.6% felt excellent about the opportunities for employment. 11.6% of the teachers felt excellent about the relevance of the curriculum to the society needs.

TEACHER FEEDBACK RESPONSE



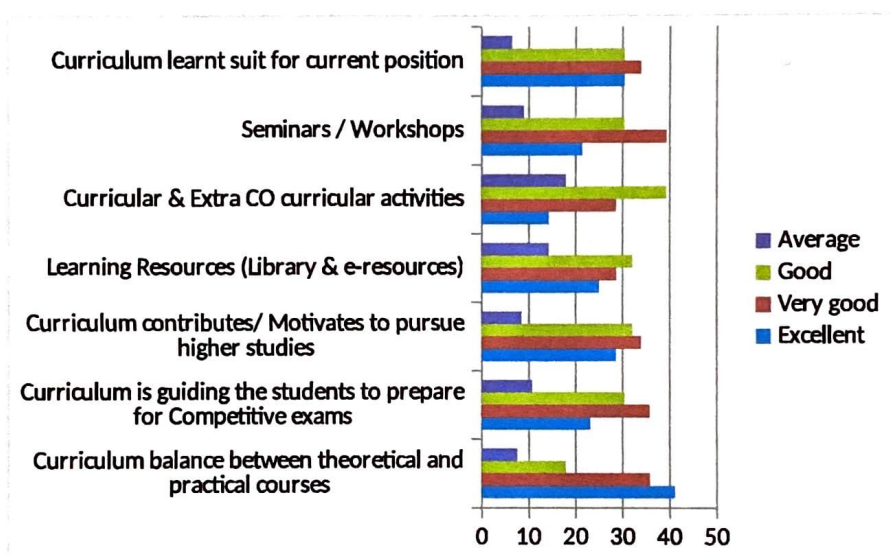
ACTION TAKEN REPORT:

1. To introduce faculty development programmes at the university level.
2. Several training programs were organized to improve the competencies for facing the competitive exams.

3. NAME OF THE STAKEHOLDER:ALUMNI

A questionnaire was devised to collect the feedback from the alumni. Responses were recorded using four options. The graph below shows the responses of the alumni. 92% of the alumni felt excellent regarding the curriculum balance between theory and practical and 84% chose excellent in relation to contribution of the course to pursue higher studies. 82% felt excellent for learning resources (library & e-resources) and 78% of the alumni opted excellent for curricular and extra Co-curricular activities whereas 80% felt excellent in relation to seminars/workshops. 94% of the alumni felt excellent for the suitability of their current position and curriculum.

ALUMNI FEEDBACK RESPONSE



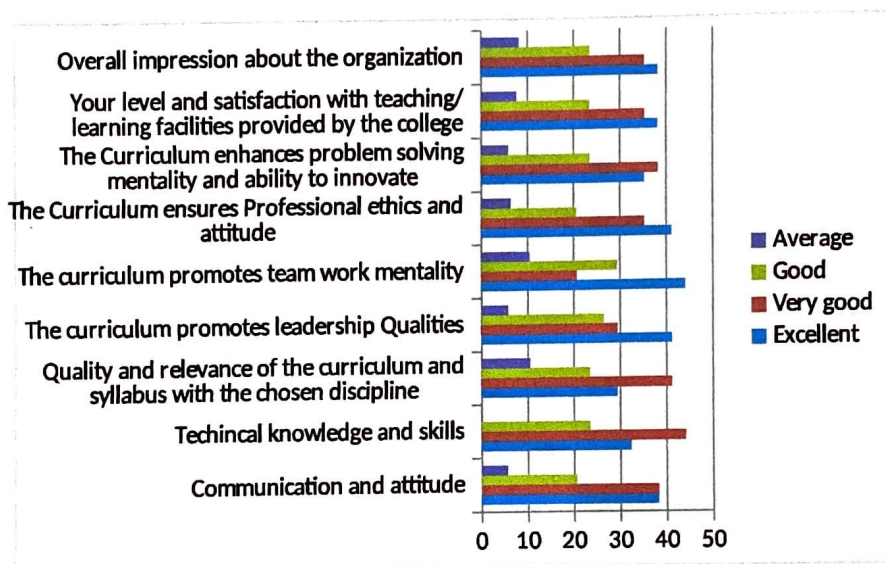
ACTION TAKEN REPORT:

1. Playground facilities were made available to the students and support was provided in the institution and students are permitted to participate in various events organized by different establishments.
2. Library was provided with internet facilities and the timings are extended and several learning platforms are also included.

4. NAME OF THE STAKEHOLDER: EMPLOYERS

A questionnaire was devised to collect the feedback from the professionals. Responses were recorded using 4 options. The graph below shows the responses of the employers. 38.2% of the employers felt communication and attitude as excellent. 32.4% felt technical knowledge and skills were excellent. The quality and relevance of the curriculum to the chosen discipline was 29.4%. 41.2% felt having very good leadership qualities. Excellent team work ability response by 44.1%. 41.2% employers felt the curriculum ensures professional ethics and attitude. 35.3% felt the curriculum enhance problem solving mentality and ability to innovate. 38.2% felt excellent satisfaction with college teaching .38.2% felt the overall impression about the organisation was excellent.

EMPLOYERS' FEED BACK RESPONSE



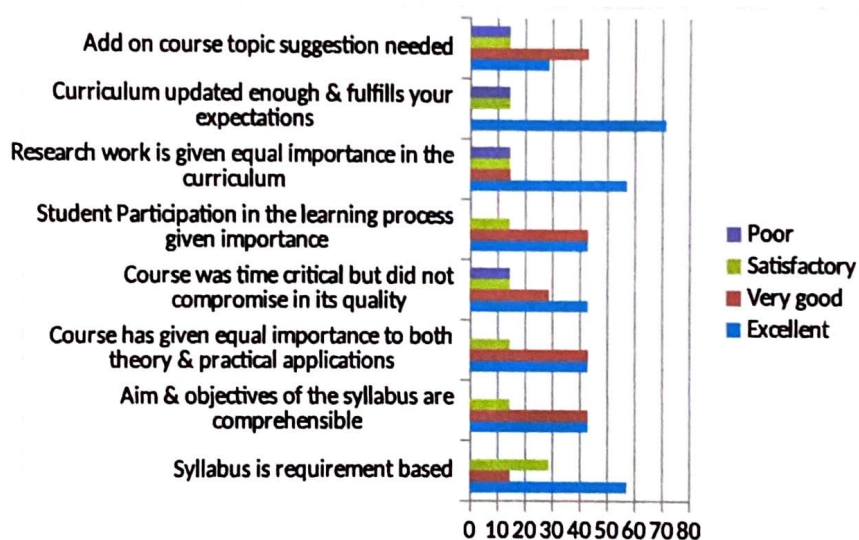
ACTION TAKEN REPORT:

1. Students assigned tasks to lead juniors to improve leadership qualities.
2. Teachers are asked to take special interest to slow learners.
3. Mentors are allotted to each class to improve in weak areas of the subject.

5. NAME OF THE STAKEHOLDER: PROFESSIONAL

A questionnaire was devised to collect the feedback from the professionals. Responses were recorded using four options. The graph below shows the responses of the professionals. 43% of the professionals felt excellent that the syllabus is requirement based and 43% chose excellent in relation to the comprehensible aim & objectives of the syllabus. 43% felt excellent that course had given equal importance to both theory and practical application and 43% of professionals felt excellent that course time was critical and not compromised in its quality and 43% felt excellent as student participation in the learning process was given importance and only 57% felt excellent regarding the importance given for research work in the curriculum 71% of the alumni felt excellent for updated curriculum and 29% felt excellent need for the add-on course topic.

PROFESSIONAL FEEDBACK RESPONSE



ACTION TAKEN REPORT:

1. Research activities were encouraged among all the departments and necessary support was given by the institution.
2. Faculty guided the students to conduct research and which also received funding from reputed organizations.
3. Scientific journal was restructured for the students to publish their research work.
4. MOU's were signed with several institutions to facilitate the research.
5. Institution organized and encouraged attending several add-on courses

Table: 1

STUDENT FEEDBACK RESPONSES						
S.No	Question	EXCELLENT	VERY GOOD	GOOD	AVERAGE	POOR
1.	The syllabus was challenging	50(12.1%)	120(29%)	226(54.6%)	50(12.1%)	2(0.5%)
2.	Content of the course and relevance of the units	53(12.8%)	119(28.7%)	227(54.8%)	53(12.8%)	2(0.2%)
3.	The depth of the course content is adequate	54(13%)	139(33.6%)	200(48.3%)	54(13%)	0(0%)
4.	Size of the syllabus in terms of the load of students	46(11.1%)	35(8.4%)	239(57.7%)	47(11.4%)	10(2.5%)
5.	The recommended textbooks are adequately available and map on to the syllabus	52(12.6%)	120(29%)	203(49%)	36(8.7%)	6(1.5%)
6.	Syllabus enabled to improve the ability to formulate, analyze and solve problems	36(8.7%)	118(28.5%)	222(53.6%)	35(8.5%)	4(1%)
7.	How do you rate the evaluation scheme designed for each of the course	39(9.4%)	94(22.7%)	242(58.5%)	37(8.9%)	2(0.5%)
8.	Overall Experience	43(10.4%)	108(26.1%)	232(56%)	29(7%)	2(0.5%)
Total no of responses:414						

Table: 2

TEACHERS FEEDBACK RESPONSES					
S.No	Question	EXCELLENT	VERY GOOD	GOOD	AVERAGE
1.	Course content present in syllabus	11(25.6%)	16(37.2%)	14(32.6%)	4(10.5%)
2.	Relevance of textbooks and reference books	9(20.9%)	15(34.9%)	16(37.2%)	3(7%)
3.	Curriculum contains basic and update concepts	7(16.3%)	15(34.9%)	16(37.2%)	5(11.6%)
4.	Practical content is relevant to theory	8(18.6%)	16(37.2%)	16(37.2%)	3(7%)
5.	Assessment methods of student learning	5(11.6%)	16(37.2%)	17(39.5%)	5(11.6%)
6.	Effectiveness of the curriculum to face competitive exams	7(16.3%)	14(32.6%)	16(37.2%)	6(14%)
7.	Opportunities for employment and entrepreneurship	30(11.6%)	5(27.9%)	4(27.9%)	1(32.6%)
8.	Relevance of the curriculum to the society needs	30(11.6%)	8(23.3%)	23(53.5%)	30(11.6%)
Total no of responses:43					

Table: 3

ALUMNI FEEDBACK RESPONSES

S.No	Question	EXCELLENT	VERY GOOD	GOOD	AVERAGE
1.	Curriculum balance between theoretical and practical courses	23(41.1%)	20(35.7%)	10(17.9%)	4(7.5%)
2.	Curriculum is guiding the students to prepare for Competitive exams	13(23.2%)	20(35.7%)	17(30.4%)	6(10.7%)
3.	Curriculum contributes/ Motivates to pursue higher studies	16(28.6%)	19(33.9%)	18(32.1%)	5 (8.4%)
4.	Learning Resources (Library & e-resources)	14(25%)	16(28.6%)	18(32.1%)	8(14.3%)
5.	Curricular & Extra CO curricular activities	8(14.3%)	16(28.6%)	22(39.3%)	10(17.9%)
6.	Seminars / Workshops	12(21.4%)	22(39.3%)	17(30.4%)	5(8.9%)
7.	Curriculum learnt suit for current position	17(30.4%)	22(33.9%)	17(30.4%)	3 (6.4%)
Total no of responses:56					

Table: 4

PROFESSIONAL FEEDBACK RESPONSES					
S.No	Question	EXCELLENT	VERY GOOD	SATISFACTORY	POOR
1.	Syllabus is requirement based	4(57.1%)	1(14.3%)	2(28.6%)	0(0%)
2.	Aim & objectives of the syllabus are comprehensible	3(42.9%)	3(42.9%)	1(14.3%)	0(0%)
3.	Course has given equal importance to both theory & practical applications	3(42.9%)	3(42.9%)	1(14.3%)	0(0%)
4.	Course was time critical but did not compromise in its quality	3(42.9%)	2(28.6%)	1(14.3%)	1(14.3%)
5.	Student participation in the learning process given importance	3(42.9%)	3(42.9%)	1(14.3%)	0(0%)
6.	Research work is given equal importance in the curriculum	4(57.1%)	10(14.3%)	1(14.3%)	1(14.3%)
7.	Curriculum updated enough & fulfills your expectations	5(71.4%)	0(0%)	1(14.3%)	1(14.3%)
8.	Add on course topic suggestion needed	18(28.6%)	3(42.9%)	1(14.3%)	1(14.3%)
Total no of responses:07					

Table: 5 Employers Feedback Response

s.no.	QUESTIONS	EXCELLENT	VERY GOOD	GOOD	AVERAGE
1.	Communication and attitude	13(38.2%)	13(38.2%)	7(20.6%))	2(5.6%)
2.	Technical knowledge and skills	11(32.4%)	15(44.1%)	(23.5%)	(0%)
3.	Quality and relevance of the curriculum and syllabus with the chosen discipline	(24.9%)	(41.2%)	8(23.5%))	3(10.5%)
4.	The curriculum promotes leadership qualities	14(41.2%)	10(29.4%)	9(26.5%))	2(5.8%)
5.	The curriculum promotes team work mentality	15(44.1%)	7(20.6%)	8(29.4%))	3(10.5%)
6.	The Curriculum ensures Professional ethics and attitude	14(41.2%)	12(35.3%)	7(20.6%))	2(6.4%)
7.	The Curriculum enhances problem solving mentality and ability to innovate	12(35.3%)	13(38.2%)	8(23.5%))	2(5.9%)
8.	Your level and satisfaction with teaching/ learning facilities provided by the college	13(38.2%)	12(35.3%)	8(23.5%))	2(7.6%)
9.	Overall impression about the organization	13(38.2%)	12(35.3%)	8(23.5%))	3(8.2%)
Total response : 34					


PRINCIPAL
PRINCIPAL
'enora Institute of Dental Sciences
RAJANAGARAM



LENORA INSTITUTE OF DENTAL SCIENCES

(Recognised by GOI/ Dental Council of India & Affiliated to Dr. NTR UHS-BZA)

Accredited with NAAC "A" Grade

NH-16, Rajanagaram, Rajahmundry, East Godavari (Dt.), AP, India.

Web: www.lids.ac.in, E-Mail: lidsrajahmundry@gmail.com, PH:0883-2484492.Fax: 0883 2484493

ACTION TAKEN REPORT

Academic year 2020-2021

Date: 30-04-2021

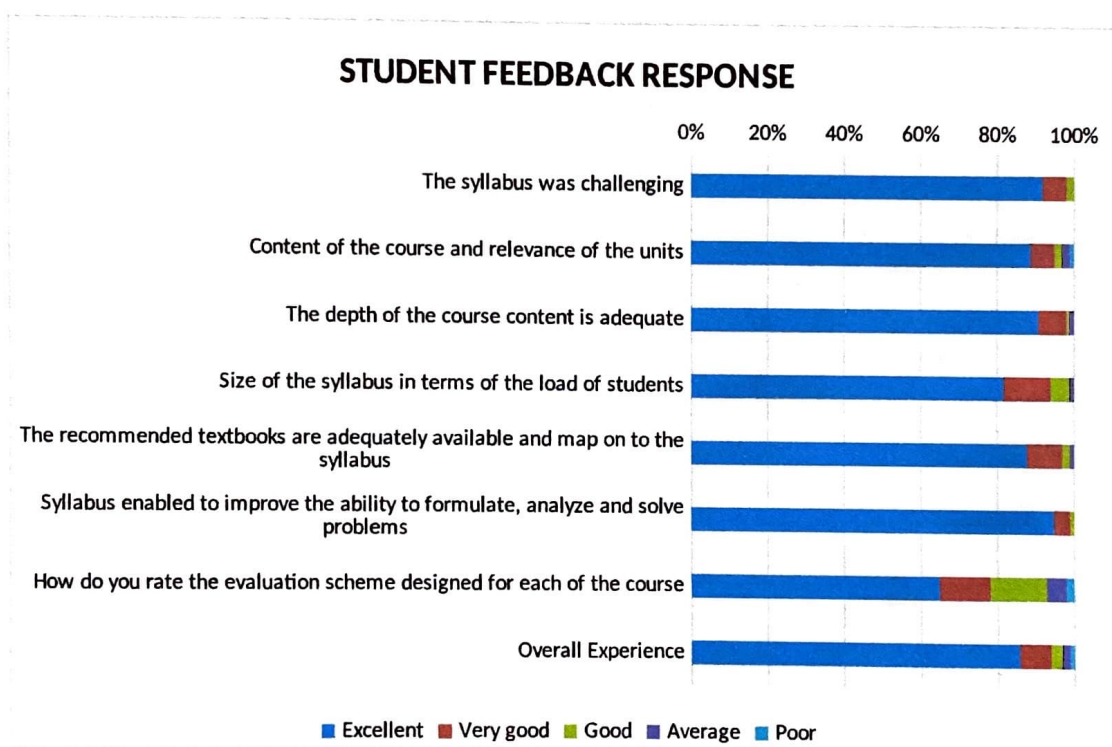
A curriculum committee has been convened by IQAC with all the in-charges/ Heads of the Departments under the chairmanship of the principal to bring feedback analysis to their notice to find out the possibility for any changes offered by their respective departments.

The Head of the Departments in turn have conducted a curriculum meeting in their respective departments and suggested the possibilities in accordance with the demands of the stake holders.

Feedback was collected annually on the curriculum aspects like content, design and implementation. It was collected from different stakeholders like students, alumni, faculty and professionals. Based on the collected and analyzed feedbacks report was prepared and necessary actions were executed and plan of action was formulated.

1.NAME OF THE STAKEHOLDER: STUDENT

A questionnaire was devised to collect the feedback from the students. Responses were recorded on a special five-point scale. The graph below shows the responses of the students.92% of the students felt excellent about syllabus being challenging.89% felt excellent about the content and the relevance of the course while 91% responded excellent when asked about whether the depth of the content is adequate. 82% felt excellent about the size of the syllabus in terms of the load of the students. 88% felt excellent about the availability of the recommended textbooks.95% felt excellent about the syllabus enabled them to improve the ability to formulate, analyse and solve problems. Overall experience was excellent for 86% of the students.65% of the students felt excellent about the evaluation scheme designed for each course.

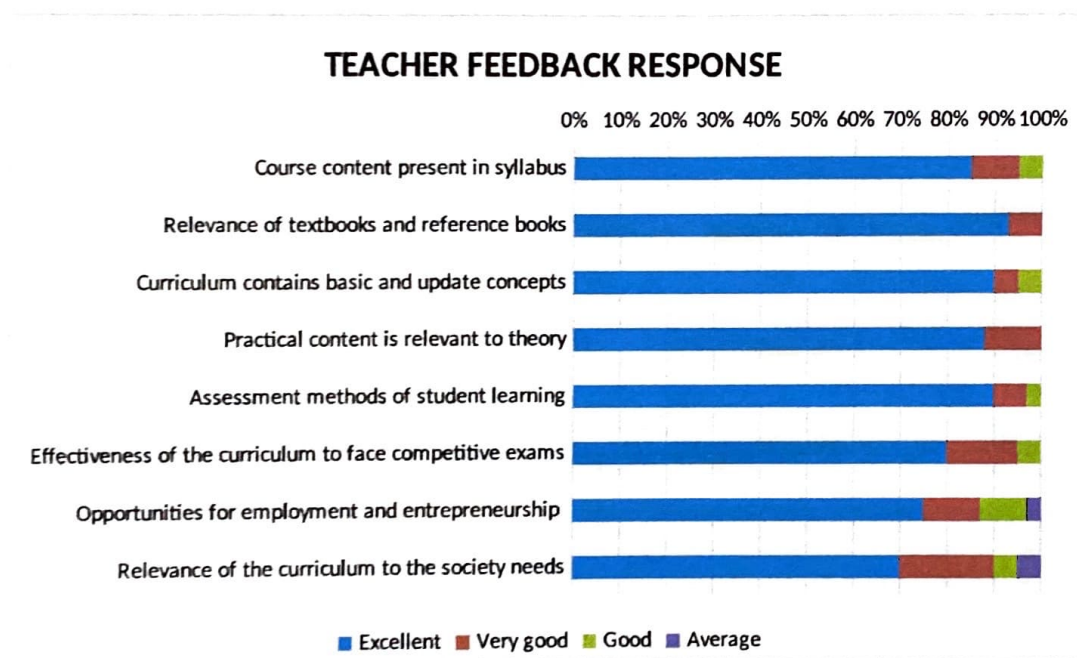


ACTION TAKEN REPORT:

1. The evaluation systems for each course have been revised by including structured group interview and also self-assessment.
2. Regarding the size of the syllabus in terms of the load of the students, recommendations will be sent to the university and DCI.

2.NAME OF THE STAKEHOLDER:TEACHER

A questionnaire was devised to collect the feedback from the faculty. Responses were recorded using four options. The graph below shows the responses of the teachers.85% of teachers chose excellent in relation to course content present in the syllabus.93% felt excellent for relevance of textbook and reference books and 90% of the teachers opted excellent for curriculum containing basic and updated concepts.88% of the teachers felt excellent about practical content being relevant to theory.90% of the teachers felt assessment methods of student learning are excellent.80% of the teachers responded as excellent when asked about the effectiveness of the curriculum to face competitive exams while 75% felt excellent about the opportunities for employment.70% of the teachers felt excellent about the relevance of the curriculum to the society needs.

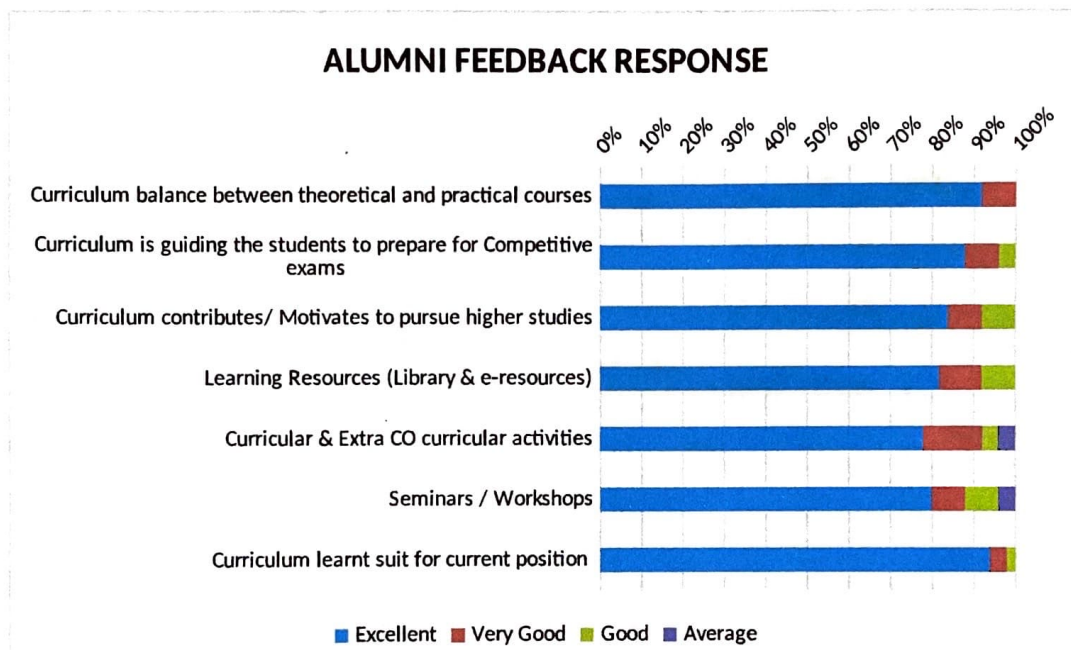


ACTION TAKEN REPORT:

1. Various outreach activities has been planned to imbibe social values and faculty is encouraged to discuss the topics in detail with clear practical live examples of the contents of the subject.
2. Several training programs were organized to improve the competencies for facing the competitive exams.

3.NAME OF THE STAKEHOLDER:ALUMNI

A questionnaire was devised to collect the feedback from the alumni. Responses were recorded using four options. The graph below shows the responses of the alumni. 92% of the alumni felt excellent regarding the curriculum balance between theory and practical and 84% chose excellent in relation to contribution of the course to pursue higher studies. 82% felt excellent for learning resources (library & e-resources) and 78% of the alumni opted excellent for curricular and extra Co-curricular activities whereas 80% felt excellent in relation to seminars/workshops. 94% of the alumni felt excellent for the suitability of their current position and curriculum.

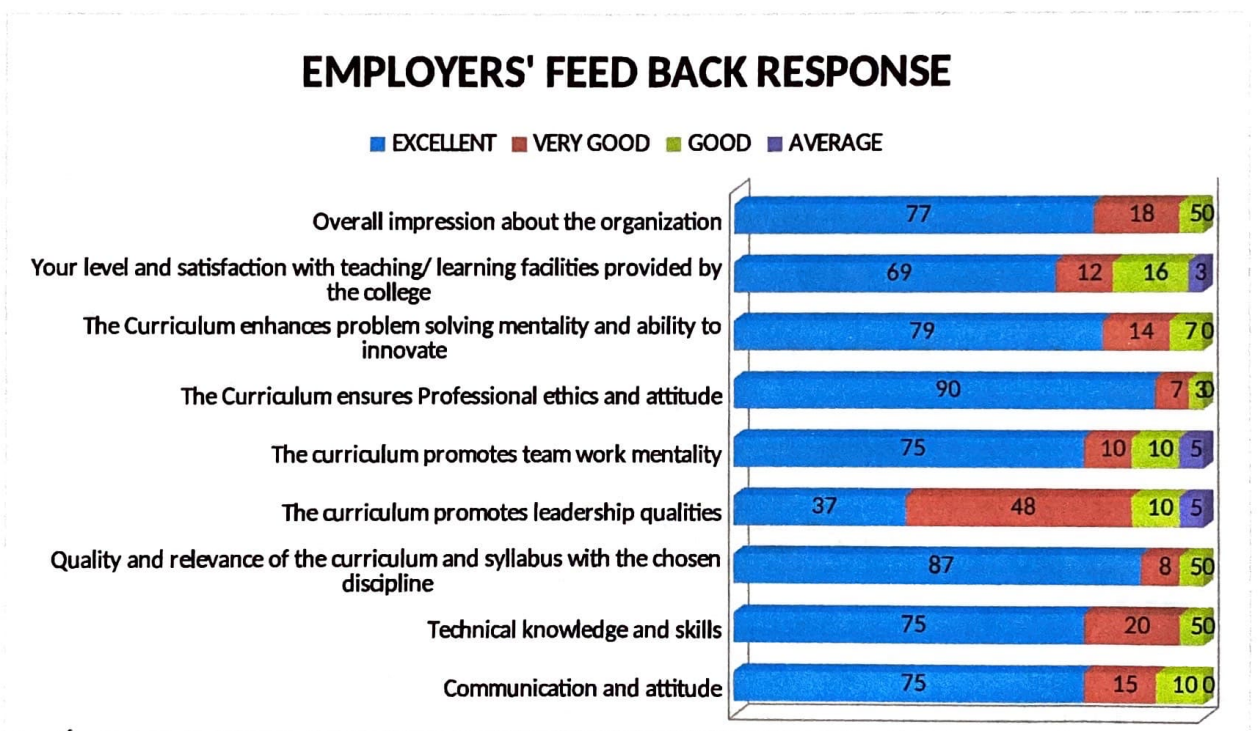


ACTION TAKEN REPORT:

1. Playground facilities were made available to the students and support was provided in the institution and students are permitted to participate in various events organized by different establishments.
2. Library was provided with internet facilities and the timings are extended and several learning platforms are also included.

4. NAME OF THE STAKEHOLDER : EMPLOYERS

A questionnaire was devised to collect the feedback from the professionals. Responses were recorded using 4 options. The graph below shows the responses of the employers. 75% of the employers felt communication and attitude as excellent. 75% felt technical knowledge and skills were excellent. The quality and relevance of the curriculum to the chosen discipline was 87%. 48% felt having very good leadership qualities. Excellent team work ability response by 75%. 90% employers felt the curriculum ensures professional ethics and attitude. 79% felt the curriculum enhance problem solving mentality and ability to innovate. 69% felt excellent satisfaction with college teaching and ability to innovate. 75% felt the overall impression about the organisation was excellent.

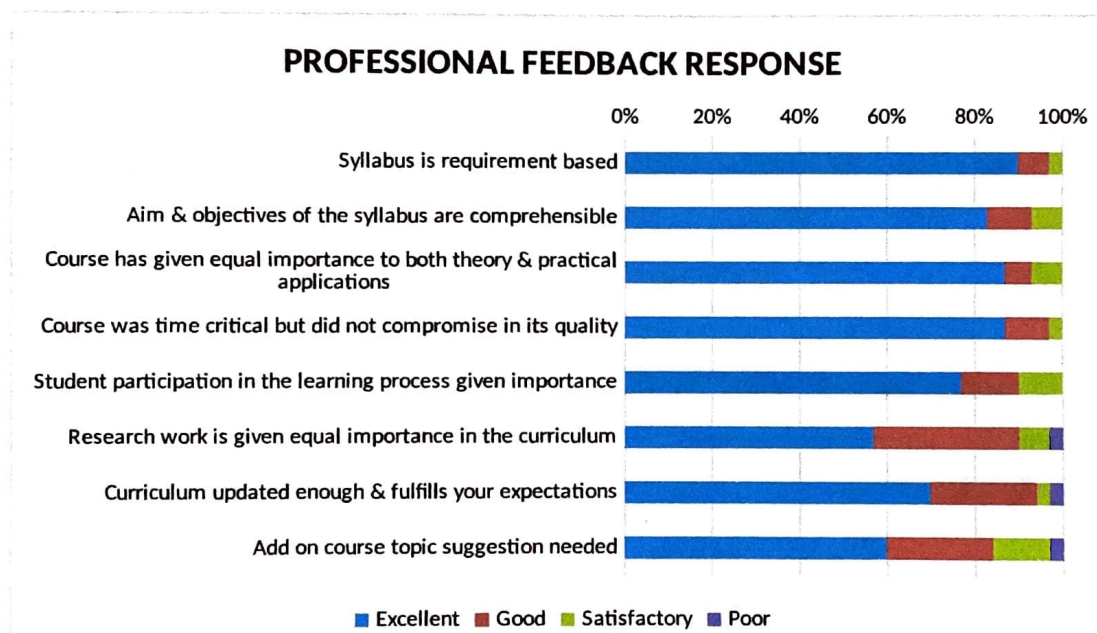


ACTION TAKEN REPORT:

1. Students assigned tasks to lead juniors to improve leadership qualities.
2. Teachers are asked to take special interest to slow learners.
3. Mentors are allotted to each class to improve in weak areas of the subject.

5.NAME OF THE STAKEHOLDER: PROFESSIONAL

A questionnaire was devised to collect the feedback from the professionals. Responses were recorded using four options. The graph below shows the responses of the professionals.90% of the professionals felt excellent that the syllabus is requirement based and 83% chose excellent in relation to the comprehensible aim & objectives of the syllabus.87% felt excellent that course had given equal importance to both theory and practical application and 87% of professionals felt excellent that course time was critical and not compromised in its quality and 77% felt excellent as student participation in the learning process was given importance and only 57% felt excellent regarding the importance given for research work in the curriculum 70% of the alumni felt excellent for updated curriculum and 60% felt excellent need for the add-on course topic.



ACTION TAKEN REPORT:

1. Research activities were encouraged among all the departments and necessary support was given by the institution.
2. Faculty guided the students to conduct research and which also received funding from reputed organizations.
3. Scientific journal was restructured for the students to publish their research work.
4. MOU's were signed with several institutions to facilitate the research.
5. Institution organized and encouraged attending several add-on courses

Table: 1

STUDENT FEEDBACK RESPONSES						
S.No	Question	EXCELLENT	VERY GOOD	GOOD	AVERAGE	POOR
1.	The syllabus was challenging	203(92%)	13(6%)	4(2%)	0(0%)	0(0%)
2.	Content of the course and relevance of the units	196(89%)	12(6%)	5(2%)	5(2%)	2(1%)
3.	The depth of the course content is adequate	200(91%)	16(7%)	2(1%)	2(1%)	0(0%)
4.	Size of the syllabus in terms of the load of students	181(82%)	27(12%)	10(5%)	2(1%)	0(0%)
5.	The recommended textbooks are adequately available and map on to the syllabus	194(88%)	17(9%)	5(2%)	2(1%)	0(0%)
6.	Syllabus enabled to improve the ability to formulate, analyze and solve problems	209(95%)	9(4%)	2(1%)	0(0%)	0(0%)
7.	How do you rate the evaluation scheme designed for each of the course	143(65%)	30(13%)	33(15%)	10(5%)	4(2%)
8.	Overall Experience	190(86%)	18(8%)	6(3%)	4(2%)	2(1%)
Total no of responses:220						

Table: 2

TEACHERS FEEDBACK RESPONSES					
S.No	Question	EXCELLENT	VERY GOOD	GOOD	AVERAGE
1.	Course content present in syllabus	34(85%)	4(10%)	2(5%)	0(0%)
2.	Relevance of textbooks and reference books	37(93%)	3(7%)	0(0%)	0(0%)
3.	Curriculum contains basic and update concepts	36(90%)	2(5%)	2(5%)	0(0%)
4.	Practical content is relevant to theory	35(88%)	5(12%)	0(0%)	0(0%)
5.	Assessment methods of student learning	36(90%)	3(7%)	1(3%)	0(0%)
6.	Effectiveness of the curriculum to face competitive exams	32(80%)	6(15%)	2(5%)	0(0%)
7.	Opportunities for employment and entrepreneurship	30(75%)	5(12%)	4(10%)	1(3%)
8.	Relevance of the curriculum to the society needs	28(70%)	8(20%)	2(5%)	2(5%)
Total no of responses:40					

Table: 3

ALUMNI FEEDBACK RESPONSES	
---------------------------	--

S.No	Question	EXCELLENT	VERY GOOD	GOOD	AVERAGE
1.	Curriculum balance between theoretical and practical courses	46(92%)	4(8%)	0(0%)	0(0%)
2.	Curriculum is guiding the students to prepare for Competitive exams	44(88%)	4(8%)	2(4%)	0(0%)
3.	Curriculum contributes/ Motivates to pursue higher studies	42(84%)	4(8%)	4(8%)	0(0%)
4.	Learning Resources (Library & e-resources)	41(82%)	5(10%)	4(8%)	0(0%)
5.	Curricular & Extra CO curricular activities	39(78%)	7(14%)	2(4%)	2(4%)
6.	Seminars / Workshops	40(80%)	4(8%)	4(8%)	2(4%)
7.	Curriculum learnt suit for current position	47(94%)	2(4%)	1(2%)	0(0%)
Total no of responses:50					

Table: 4

PROFESSIONAL FEEDBACK RESPONSES					
S.No	Question	EXCELLENT	VERY GOOD	SATISFACTORY	POOR
1.	Syllabus is requirement based	27(90%)	2(7%)	1(3%)	0(0%)
2.	Aim & objectives of the syllabus are comprehensible	25(83%)	3(10%)	2(7%)	0(0%)
3.	Course has given equal importance to both theory & practical applications	20(67%)	8(26%)	2(7%)	0(0%)
4.	Course was time critical but did not compromise in its quality	26(87%)	3(10%)	1(3%)	0(0%)
5.	Student participation in the learning process given importance	23(77%)	4(13%)	3(10%)	0(0%)
6.	Research work is given equal importance in the curriculum	17(57%)	10(33%)	2(7%)	1(3%)
7.	Curriculum updated enough & fulfills your expectations	21(70%)	7(24%)	1(3%)	1(3%)
8.	Add on course topic suggestion needed	18(60%)	7(24%)	4(13%)	1(3%)
Total no of responses:30					

Table: 5 Employers Feed back Response

s.no.	QUESTIONS	EXCELLENT	VERY GOOD	GOOD	AVERAGE
1.	Communication and attitude	75 %	15%	10%	0%
2.	Technical knowledge and skills	75%	20%	5%	0%
3.	Quality and relevance of the curriculum and syllabus with the chosen discipline	87%	8%	5%	0%
4.	The curriculum promotes leadership qualities	37%	48%	10%	5%
5.	The curriculum promotes team work mentality	75%	10%	10%	5%
6.	The Curriculum ensures Professional ethics and attitude	90%	7%v	3%	0%
7.	The Curriculum enhances problem solving mentality and ability to innovate	79%	14%	7%	0%
8.	Your level and satisfaction with teaching/ learning facilities provided by the college	69%	12%	16%	3%
9.	Overall impression about the organization	77%	18%	5%	0%
Total response : 30					


PRINCIPAL
PRINCIPAL

Lenora Institute of Dental Sciences
RAJANAGARAM



LENORA INSTITUTE OF DENTAL SCIENCES

(Recognised by GOI/ Dental Council of India & Affiliated to Dr. NTR UHS-BZA)

Accredited with NAAC "A" Grade

NH-16, Rajanagaram, Rajahmundry, East Godavari (Dt.), AP, India.

Web: www.lids.ac.in, E-Mail: lidsrajahmundry@gmail.com, PH:0883-2484492.Fax: 0883 2484493

ACTION TAKEN REPORT

Academic year 2019-2020

Date: 25-04-2020

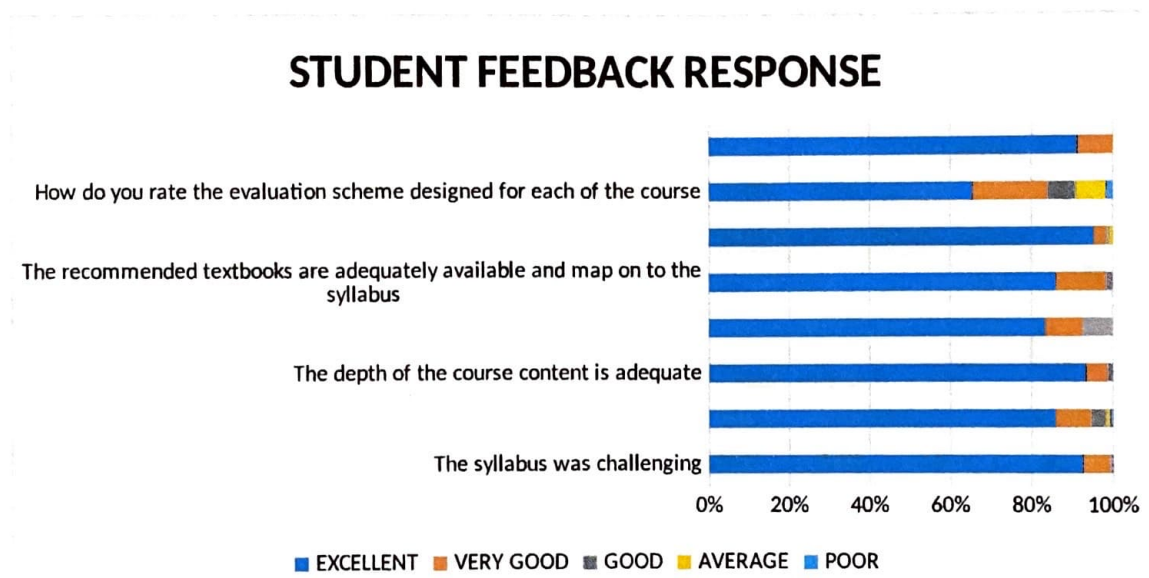
A curriculum committee has been convened by IQAC with all the in-charges/ Heads of the Departments under the chairmanship of the principal to bring feedback analysis to their notice to find out the possibility for any changes offered by their respective departments.

The Head of the Departments in turn have conducted a curriculum meeting in their respective departments and suggested the possibilities in accordance with the demands of the stake holders.

Feedback was collected annually on the curriculum aspects like content, design and implementation. It was collected from different stakeholders like students, alumni, faculty and professionals. Based on the collected and analyzed feedbacks report was prepared and necessary actions were executed and plan of action was formulated.

1.NAME OF THE STAKEHOLDER: STUDENT

A questionnaire was devised to collect the feedback from the students. Responses were recorded on a special five-point scale. The graph below shows the responses of the students. 92.6% of the students felt excellent about syllabus being challenging. 86.5% felt excellent about the content and the relevance of the course while 93.4% responded excellent when asked about whether the depth of the content is adequate. 83.4 % felt excellent about the size of the syllabus in terms of the load of the students. 85.6% felt excellent about the availability of the recommended textbooks. 95.2% felt excellent about the syllabus enabled them to improve the ability to formulate, analyse and solve problems. Overall experience was excellent for 91.3% of the students. 66.5% of the students felt excellent about the evaluation scheme designed for each course.

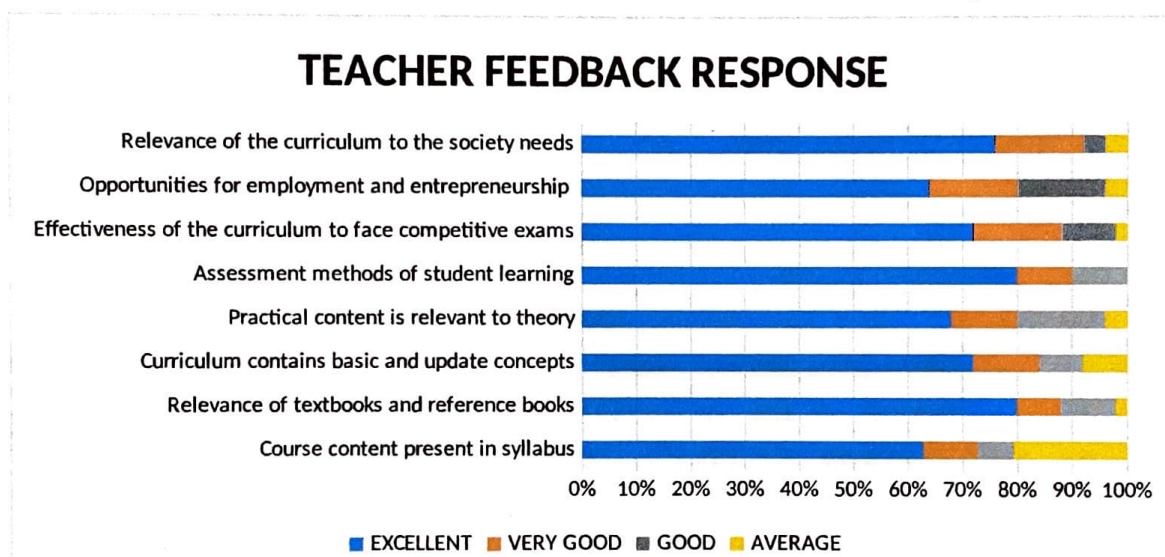


ACTION TAKEN REPORT:

1. The evaluation systems for each course have been revised by including structured group interview and also self-assessment.
2. Regarding the size of the syllabus in terms of the load of the students, recommendations will be sent to the university and DCI.

2.NAME OF THE STAKEHOLDER: TEACHER

A questionnaire was devised to collect the feedback from the faculty. Responses were recorded using four options. The graph below shows the responses of the teachers. 76% of teachers chose excellent in relation to course content present in the syllabus. 80 % felt excellent for relevance of textbook and reference books and 72% of the teachers opted excellent for curriculum containing basic and updated concepts. 68% of the teachers felt excellent about practical content being relevant to theory. 80% of the teachers felt assessment methods of student learning are excellent. 72% of the teachers responded as excellent when asked about the effectiveness of the curriculum to face competitive exams while 64% felt excellent about the opportunities for employment.76% of the teachers felt excellent about the relevance of the curriculum to the society needs.

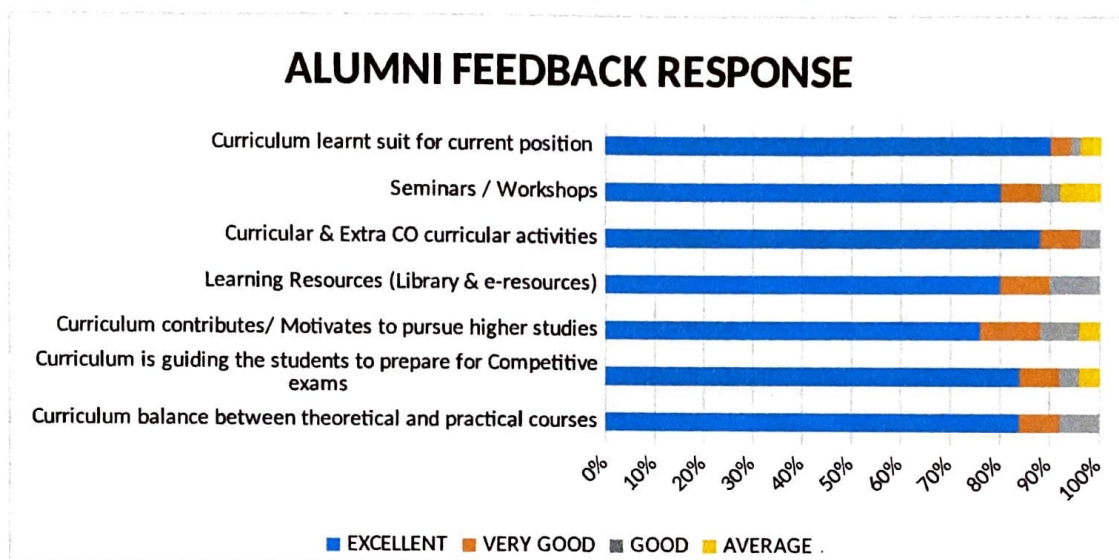


ACTION TAKEN REPORT:

1. Various outreach activities have been planned to imbibe social values and faculty is encouraged to discuss the topics in detail with clear practical live examples of the contents of the subject.
2. Several training programs were organized to improve the competencies for facing the competitive exams.

3.NAME OF THE STAKEHOLDER: ALUMNI

A questionnaire was devised to collect the feedback from the alumni. Responses were recorded using four options. The graph below shows the responses of the alumni.84% of the alumni felt excellent regarding the curriculum balance between theory and practical and 76% chose excellent in relation to contribution of the course to pursue higher studies. 80% felt excellent for learning resources (library & e-resources) and 88% of the alumni opted excellent for curricular and extra Co-curricular activities whereas 80% felt excellent in relation to seminars/workshops. 90% of the alumni felt excellent for the suitability of their current position and curriculum.



ACTION TAKEN REPORT:

1. Playground facilities were made available to the students and support was provided in the institution and students are permitted to participate in various events organized by different establishments.
2. Library was provided with internet facilities and the timings are extended and several learning platforms are also included.

4.NAME OF THE STAKEHOLDER: PROFESSIONAL

A questionnaire was devised to collect the feedback from the professionals. Responses were recorded using four options. The graph below shows the responses of the professionals.92.5% of the professionals felt excellent that the syllabus is requirement based and 87.5% chose excellent in relation to the comprehensible aim & objectives of the syllabus.75% felt excellent that course had given equal importance to both theory and practical application and 90% of professionals felt excellent that course time was critical and not compromised in its quality and 72.5% felt excellent as student participation in the learning process was given importance and only 67.5% felt excellent regarding the importance given for research work in the curriculum 77.5% of the alumni felt excellent for updated curriculum and 70% felt excellent need for the add-on course topic.



ACTION TAKEN REPORT:

1. Research activities were encouraged among all the departments and necessary support was given by the institution.
2. Faculty guided the students to conduct research and which also received funding from reputed organizations.
3. Scientific journal was restructured for the students to publish their research work.
4. MOUs were signed with several institutions to facilitate the research.
5. Institution organized and encouraged attending several add-on courses

4.NAME OF THE STAKEHOLDER: EMPLOYER

A questionnaire was devised to collect the feedback from the professionals. Responses were recorded using 4 options. The graph below shows the responses of the employers. 77% of the employers felt communication and attitude as excellent. 75% felt technical knowledge and skills were excellent. The quality and relevance of the curriculum to the chosen discipline was 90%. 90% employers felt the curriculum ensures professional ethics and attitude. 82% felt the curriculum enhance problem solving mentality and ability to innovate. 77% felt the overall impression about the organisation was excellent.

EMPLOYERS FEED BACK RESPONSE



ACTION TAKEN REPORT:

3. Playground facilities were made available to the students and support was provided in the institution and students are permitted to participate in various events organized by different establishments.
4. Library was provided with internet facilities and the timings are extended and several learning platforms are also included.

Table: 1

STUDENT FEEDBACK RESPONSES

S.N	Question	EXCELLENT	VERY GOOD	GOOD	AVERAGE	POOR
1.	The syllabus was challenging	213(92.6%)	15(6.5%)	2(0.8%)	0(0%)	0(0%)
2.	Content of the course and relevance of the units	199(86.5%)	20(8.6%)	9(3.9%)	2(0.8%)	2(0.8%)
3.	The depth of the course content is adequate	215(93.4%)	12(5.2%)	3(1.3%)	0(0%)	0(0%)
4.	Size of the syllabus in terms of the load of students	192(83.4%)	21(9.1%)	17(7.3%)	0(0%)	0(0%)
5.	The recommended textbooks are adequately available and map on to the syllabus	197(85.6%)	28(12.1%)	4(1.7%)	0(0%)	0(0%)
6.	Syllabus enabled to improve the ability to formulate, analyze and solve problems	219(95.2%)	7(3%)	2(0.8%)	2(0.8%)	0(0%)
7.	How do you rate the evaluation scheme designed for each of the course	153(66.5%)	43(18.6%)	17(7.3%)	17(7.3%)	4(1.7%)
8.	Overall Experience	210(91.3%)	20(8.6%)	0(0%)	0(0%)	0(0%)

Total no of responses:230

S.N o	Question	EXCELLENT	VERY GOOD	GOOD	AVERAGE
1.	Course content present in syllabus	38(76%)	6(12%)	4(8%)	2(25%)
2.	Relevance of textbooks and reference books	40(80%)	4(8%)	5(10%)	1(2%)
3.	Curriculum contains basic and update concepts	36(72%)	6(12%)	4(8%)	4(8%)
4.	Practical content is relevant to theory	34(68%)	6(12%)	8(16%)	2(4%)
5.	Assessment methods of student learning	40(80%)	5(10%)	5(10%)	0(0%)
6.	Effectiveness of the curriculum to face competitive exams	36(72%)	8(16%)	5(10%)	1(2%)
7.	Opportunities for employment and entrepreneurship	32(64%)	8(16%)	8(16%)	2(4%)
8.	Relevance of the curriculum to the society needs	38(76%)	8(16%)	2(4%)	2(4%)
Total no of responses:50					

Table: 3

ALUMNI FEEDBACK RESPONSES

S.No	Question	EXCELLENT	VERY GOOD	GOOD	AVERAGE
1.	Curriculum balance between theoretical and practical courses	42(84%)	4(8%)	4(8%)	0(0%)
2.	Curriculum is guiding the students to prepare for Competitive exams	42(84%)	4(8%)	2(4%)	2(4%)
3.	Curriculum contributes/ Motivates to pursue higher studies	38(76%)	6(12%)	4(8%)	2 (4%)
4.	Learning Resources (Library & e-resources)	40(80%)	5(10%)	5(10%)	0(0%)
5.	Curricular & Extra CO curricular activities	44(88%)	4(8%)	2(4%)	0(0%)
6.	Seminars / Workshops	40(80%)	4(8%)	2(4%)	4(8%)
7.	Curriculum learnt suit for current position	45(90%)	2(4%)	1(2%)	2 (4%)
Total no of responses:50					

Table: 4

PROFESSIONAL FEEDBACK RESPONSES

S. No	Question	EXCELLENT	VERY GOOD	SATISFACTORY	POOR
1.	Syllabus is requirement based	37(92.5%)	2(5%)	1(2.5%)	0(0%)
2.	Aim & objectives of the syllabus are comprehensible	35(87.5%)	3(7.5%)	2(5%)	0(0%)
3.	Course has given equal importance to both theory & practical applications	30(75%)	8(20%)	2(5%)	0(0%)
4.	Course was time critical but did not compromise in its quality	36(90%)	4(10%)	0(0%)	0(0%)
5.	Student participation in the learning process given importance	33(82.5%)	4(10%)	3(7.5%)	0(0%)
6.	Research work is given equal importance in the curriculum	27(67.5%)	10(25%)	2(5%)	1(2.5%)
7.	Curriculum updated enough & fulfills your expectations	31(77.5%)	7(17.5%)	1(2.5%)	1(2.5%)
8.	Add on, course topic suggestion needed	28(70%)	7(17.5%)	4(10%)	1(2.5%)
Total no of responses:40					

Table: 5 Employers Feed back Response

s.no.	QUESTIONS	EXCELLENT	VERY GOOD	GOOD	AVERAGE
1.	Communication and attitude	77 %	13%	10%	0%
2.	Technical knowledge and skills	75%	20%	5%	0%
3.	Quality and relevance of the curriculum and syllabus with the chosen discipline	90%	5%	5%	0%
4.	The curriculum promotes leadership qualities	37%	48%	10%	5%
5.	The curriculum promotes team work mentality	75%	15%	10%	0%
6.	The Curriculum ensures Professional ethics and attitude	90%	10%v	0%	0%
7.	The Curriculum enhances problem solving mentality and ability to innovate	82%	18%	0%	0%
8.	Your level and satisfaction with teaching/ learning facilities provided by the college	69%	15%	16%	0%
9.	Overall impression about the organization	77%	23%	0%	0%
Total response : 30					


PRINCIPAL
PRINCIPAL
Lenora Institute of Dental Sciences
RAJANAGARAM



LENORA INSTITUTE OF DENTAL SCIENCES

(Recognised by GOI/ Dental Council of India & Affiliated to Dr. NTR UHS-BZA)

Accredited with NAAC "A" Grade

NH-16, Rajanagaram, Rajahmundry, East Godavari (Dt.), AP, India.

Web: www.lids.ac.in, E-Mail: lidsrajahmundry@gmail.com, PH:0883-2484492 Fax: 0883 2484493

ACTION TAKEN REPORT

Academic year 2018-2019

Date: 29-04-2019

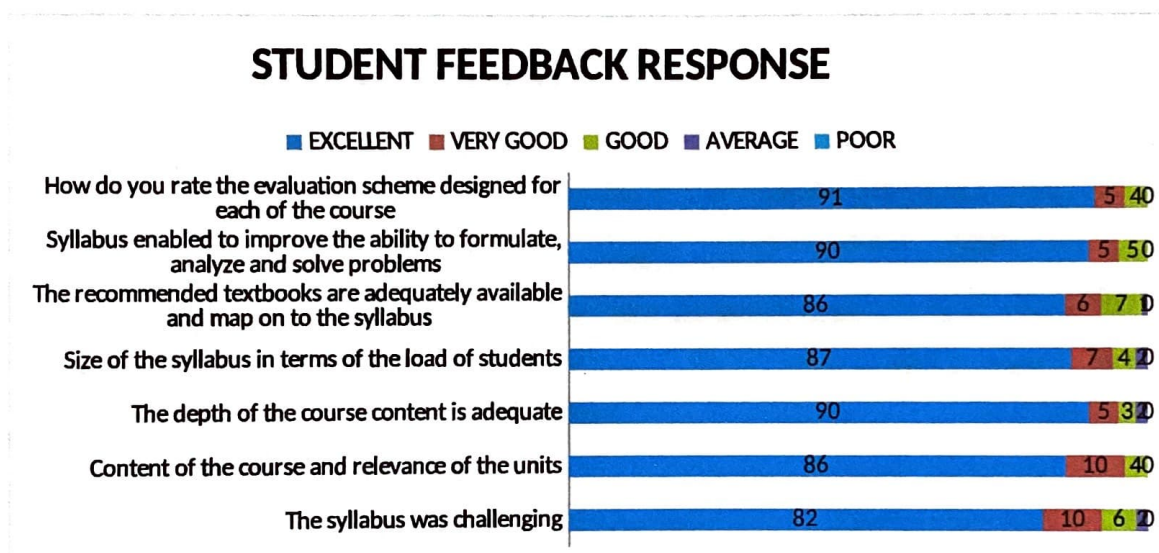
A curriculum committee has been convened by IQAC with all the in-charges/ Heads of the Departments under the chairmanship of the principal to bring feedback analysis to their notice to find out the possibility for any changes offered by their respective departments.

The Head of the Departments in turn have conducted a curriculum meeting in their respective departments and suggested the possibilities in accordance with the demands of the stake holders.

Feedback was collected annually on the curriculum aspects like content, design and implementation. It was collected from different stakeholders like students, alumni, faculty and professionals. Based on the collected and analyzed feedbacks report was prepared and necessary actions were executed and plan of action was formulated.

1. NAME OF THE STAKEHOLDER: STUDENT

A questionnaire was devised to collect the feedback from the students. Responses were recorded on a special five-point scale. The graph below shows the responses of the students. 91% of the students felt excellent about syllabus being challenging. 86% felt excellent about the content and the relevance of the course while 90% responded excellent when asked about whether the depth of the content is adequate. 87% felt excellent about the size of the syllabus in terms of the load of the students. 86% felt excellent about the availability of the recommended textbooks. 90% felt excellent about the syllabus enabled them to improve the ability to formulate, analyse and solve problems. Overall experience was excellent for 86% of the students. 91% of the students felt excellent about the evaluation scheme designed for each course.

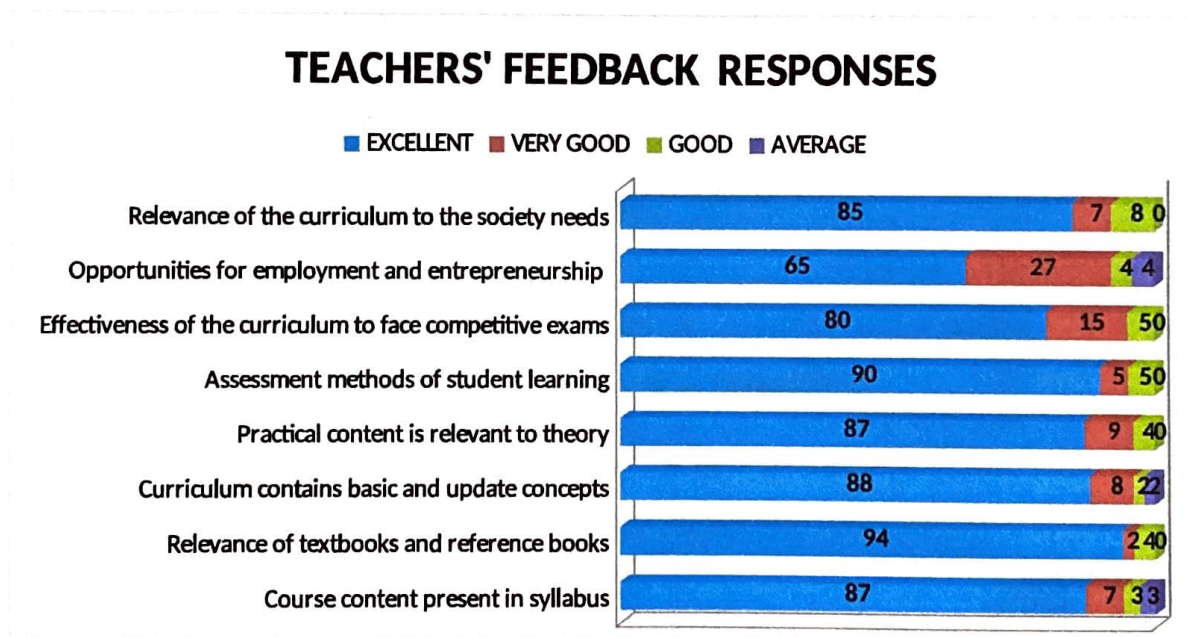


ACTION TAKEN REPORT:

1. The evaluation systems for each course have been revised by including structured group interview and also self-assessment.
2. Regarding the size of the syllabus in terms of the load of the students, recommendations will be sent to the university and DCI.

2. NAME OF THE STAKEHOLDER: TEACHER

A questionnaire was devised to collect the feedback from the faculty. Responses were recorded using four options. The graph below shows the responses of the teachers. 87% of teachers chose excellent in relation to course content present in the syllabus. 94% felt excellent for relevance of textbook and reference books and 88% of the teachers opted excellent for curriculum containing basic and updated concepts. 87% of the teachers felt excellent about practical content being relevant to theory. 90% of the teachers felt excellent about assessment methods of student learning are excellent. 80% of the teachers responded as excellent when asked about the effectiveness of the curriculum. 85% of the teachers felt excellent about the relevance of the curriculum to the society needs.

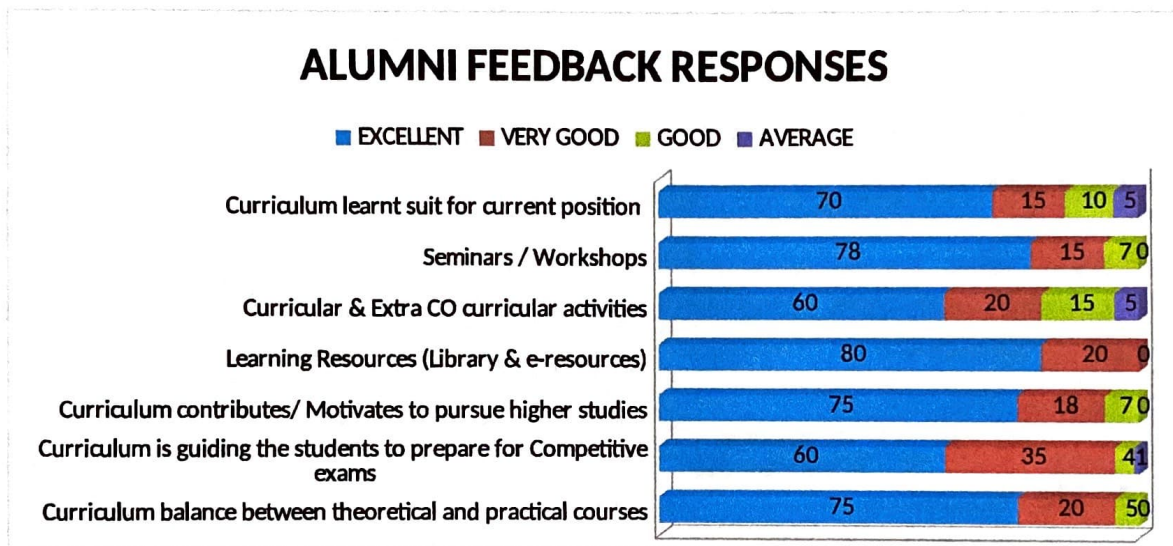


ACTION TAKEN REPORT:

1. Various outreach activities has been planned to imbibe social values and faculty is encouraged to discuss the topics in detail with clear practical live examples of the contents of the subject.
2. Several training programs were organized to improve the competencies for facing the competitive exams.

3. NAME OF THE STAKEHOLDER: ALUMNI

A questionnaire was devised to collect the feedback from the alumni. Responses were recorded using four options. The graph below shows the responses of the alumni. 75% of the alumni felt excellent regarding the curriculum balance between theory and practical and 75% chose excellent in relation to contribution of the course to pursue higher studies. 80% felt excellent for learning resources (library & e-resources) and 60% of the alumni opted excellent for curricular and extra Co-curricular activities. whereas 78% felt excellent in relation to seminars/workshops. 70% of the alumni felt excellent for the suitability of their current position and curriculum.

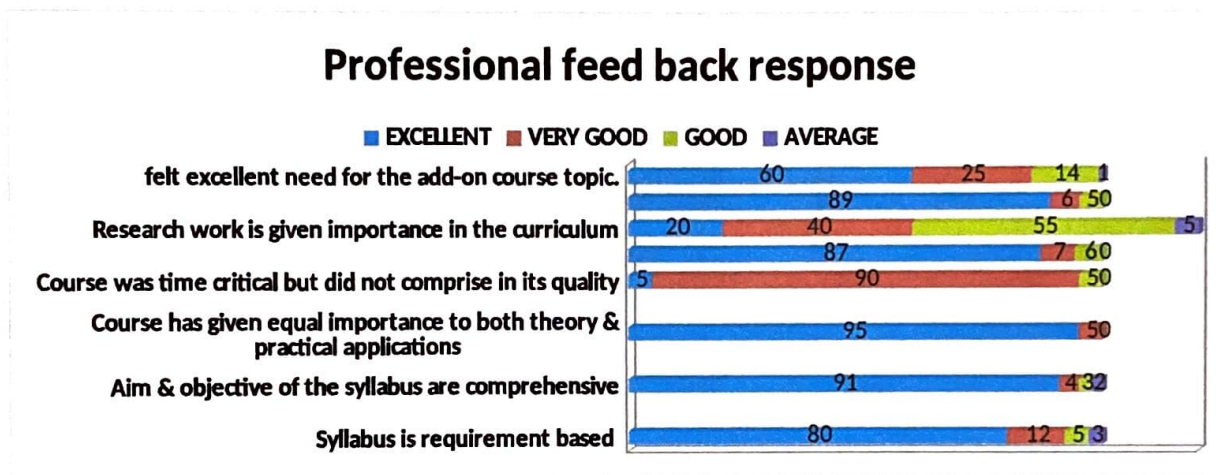


ACTION TAKEN REPORT:

1. Playground facilities were made available to the students and support was provided in the institution and students are permitted to participate in various events organized by different establishments.
2. Library was provided with internet facilities and the timings are extended and several learning platforms are also included.

4.NAME OF THE STAKEHOLDER: PROFESSIONAL

A questionnaire was devised to collect the feedback from the professionals. Responses were recorded using four options. The graph below shows the responses of the professionals.80% of the professionals felt excellent that the syllabus is requirement based and 91% chose excellent in relation to the comprehensible aim & objectives of the syllabus.95% felt excellent that course had given equal importance to both theory and practical application and 90% of professionals felt excellent that course time was critical and not compromised in its quality and 87% felt excellent as student participation in the learning process was given importance and only 55% felt excellent regarding the importance given for research work in the curriculum 89% of the alumni felt excellent for updated curriculum and 60% felt excellent need for the add-on course topic.

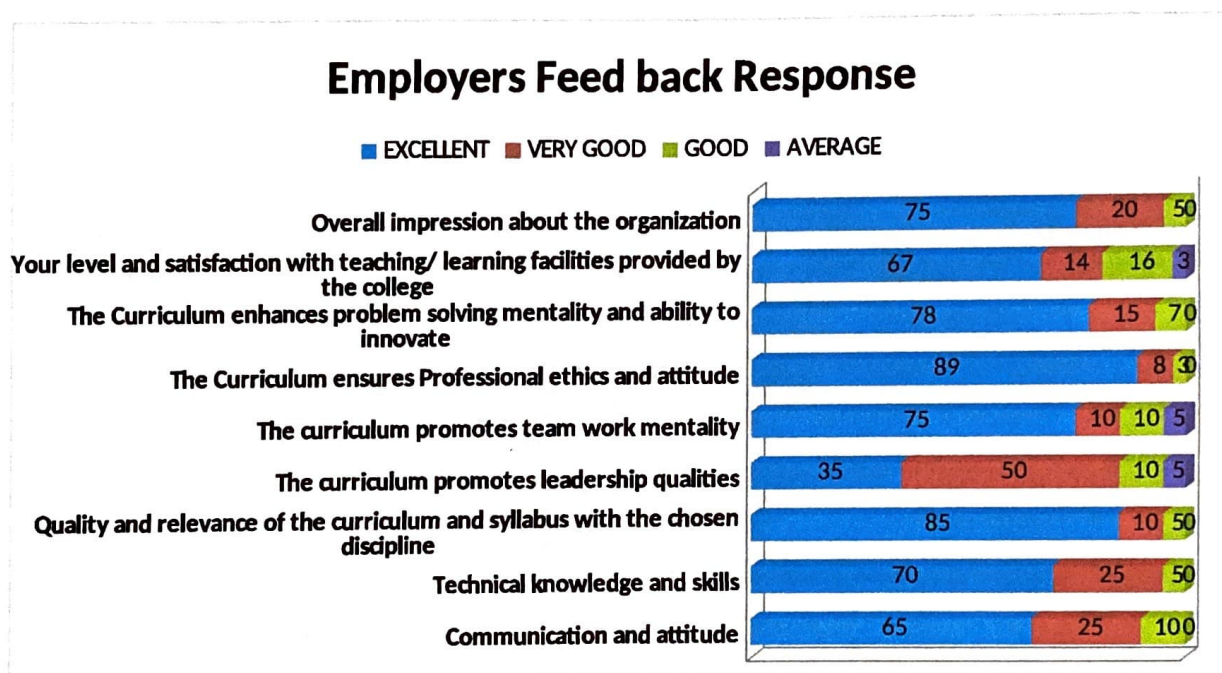


ACTION TAKEN REPORT:

1. Research activities were encouraged among all the departments and necessary support was given by the institution.
2. Faculty guided the students to conduct research and which also received funding from reputed organizations.
3. Scientific journal was restructured for the students to publish their research work.
4. MOU's were signed with several institutions to facilitate the research.
5. Institution organized and encouraged attending several add-on courses

5. NAME OF THE STAKEHOLDER: EMPLOYER

A questionnaire was devised to collect the feedback from the professionals. Responses were recorded using 4 options. The graph below shows the responses of the employers. 65% of the employers felt communication and attitude as excellent. 70% felt technical knowledge and skills were excellent. The quality and relevance of the curriculum to the chosen discipline was 85%. 90% employers felt the curriculum ensures professional ethics and attitude. 82% felt the curriculum enhance problem solving mentality and ability to innovate. 75% felt the overall impression about the organisation was excellent.



ACTION TAKEN REPORT:

1. Students were encouraged to communicate in English language during college working hours.
2. Students were assigned to include relapse cases in clinics to improve technical knowledge and skills
3. Problem based learning is encouraged in students to improve mental abilities.

Table: 1						
STUDENT FEEDBACK RESPONSES						
S.No	Question	EXCELLENT	VERY GOOD	GOOD	AVERAGE	POOR
1.	The syllabus was challenging	164 (82%)	10%	6%	2%	0%
2.	Content of the course and relevance of the units	86%	10%	4%	0%	0%
3.	The depth of the course content is adequate	90%	5%	3%	2%	0%
4.	Size of the syllabus in terms of the load of students	87%	7%	4%	2%	0%
5.	The recommended textbooks are adequately available and map on to the syllabus	86%	6%	7%	1%	0%
6.	Syllabus enabled to improve the ability to formulate, analyze and solve problems	90%	5%	5%	0%	0%
7.	How do you rate the evaluation scheme designed for each of the course	91%	5%	4%	0%	0%
8.	Overall Experience	85%	12%	3%	0%	0%
Total no of responses:200						

Table: 2

TEACHERS FEEDBACK RESPONSES					
S.No	Question	EXCELLENT	VERY GOOD	GOOD	AVERAGE
1.	Course content present in syllabus	87%	7%	3%	3%
2.	Relevance of textbooks and reference books	95%	2%	4%	0%
3.	Curriculum contains basic and update concepts	88%	8%	2%	2%
4.	Practical content is relevant to theory	87%	9%	4%	0%
5.	Assessment methods of student learning	90%	5%	5%	0%
6.	Effectiveness of the curriculum to face competitive exams	80%	15%	5%	0%
7.	Opportunities for employment and entrepreneurship	65%	27%	45	4%
8.	Relevance of the curriculum to the society needs	85%	7%	8%	0%
Total no of responses:50					

Table: 3

ALUMNI FEEDBACK RESPONSES

S.No	Question	EXCELLENT	VERY GOOD	GOOD	AVERAGE
1.	Curriculum balance between theoretical and practical courses	75%	20%	5%	0%
2.	Curriculum is guiding the students to prepare for Competitive exams	60%	35%	4%	1%
3.	Curriculum contributes/ Motivates to pursue higher studies	75%	18%	7%	0%
4.	Learning Resources (Library & e-resources)	80%	20%	0%	0%
5.	Curricular & Extra CO curricular activities	60%	20%	15%	5%
6.	Seminars / Workshops	78%	15%	7%	0%
7.	Curriculum learnt suit for current position	70%	15%	10%	5%
Total no of responses:40					

Table: 4

PROFESSIONAL FEEDBACK RESPONSES					
S.No	Question	EXCELLENT	VERY GOOD	SATISFACTORY	POOR
1.	Syllabus is requirement based	80%	12%	5%	3%
2.	Aim & objectives of the syllabus are comprehensible	91%	4%	3%	2%
3.	Course has given equal importance to both theory & practical applications	95%	5%	0%	0%
4.	Course was time critical but did not compromise in its quality	5%	90%	5%	0%
5.	Student participation in the learning process given importance	87%	7%	6%	0%
6.	Research work is given equal importance in the curriculum	20%	40%	55%	5%
7.	Curriculum updated enough & fulfills your expectations	89%	6%	5%	0%
8.	Add on course topic suggestion needed	60%	25%	14%	1%
Total no of responses: 20					

S.No	Questions	EXCELLEN T	VERY GOOD	SATISFACTORY	POOR
1.	Communication and attitude	65%	25%	10%	0%
2.	Technical knowledge and skills	78%	16%	4%	2%
3.	Quality and relevance of the curriculum and syllabus with the chosen discipline	70%	25%	5%	0%
4.	The curriculum promotes leadership qualities	72%	18%	4%	6%
5.	The curriculum promotes team work mentality	85%	10%	5%	0%
6.	The Curriculum ensures Professional ethics and attitude	90%	7%	3%	0%
7.	The Curriculum enhances problem solving mentality and ability to innovate	82%	12%	5%	1%
8.	Your level and satisfaction with teaching/ learning facilities provided by the college	72%	19%	9%	0%
9.	Overall impression about the organization	75%	20%	5%	0%
TOTAL RESPONSES = 30					


PRINCIPAL
PRINCIPAL
 Lenora Institute of Dental Sciences
 RAJANAGARAM



LENORA INSTITUTE OF DENTAL SCIENCES

(Recognised by GOI/ Dental Council of India & Affiliated to Dr. NTR UHS-BZA)

Accredited with NAAC "A" Grade

NH-16, Rajanagaram, Rajahmundry, East Godavari (Dt.), AP, India.

Web: www.lids.ac.in, E-Mail: lidsrajahmundry@gmail.com, PH:0883-2484492.Fax: 0883 2484493

ACTION TAKEN REPORT

Academic year 2017-2018

Date: 30-04-2018

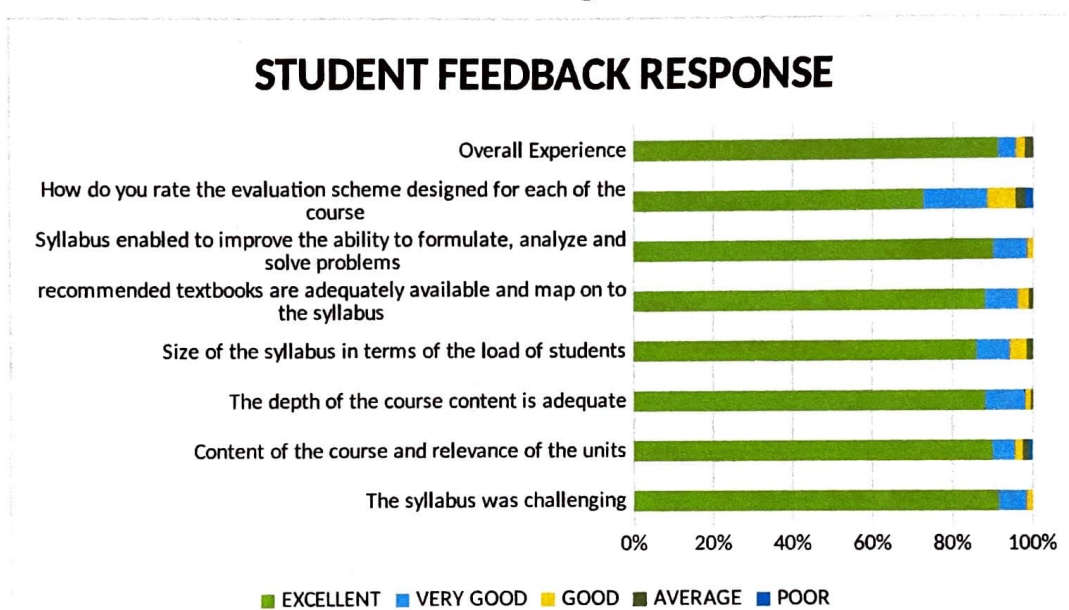
A curriculum committee has been convened by IQAC with all the in-charges/ Heads of the Departments under the chairmanship of the principal to bring feedback analysis to their notice to find out the possibility for any changes offered by their respective departments.

The Head of the Departments in turn have conducted a curriculum meeting in their respective departments and suggested the possibilities in accordance with the demands of the stake holders.

Feedback was collected annually on the curriculum aspects like content, design and implementation. It was collected from different stakeholders like students, alumni, faculty and professionals. Based on the collected and analyzed feedbacks report was prepared and necessary actions were executed and plan of action was formulated.

1.NAME OF THE STAKEHOLDER: STUDENT

A questionnaire was devised to collect the feedback from the students. Responses were recorded on a special five-point scale. The graph below shows the responses of the students. **90.4%** of the students felt excellent about syllabus being challenging. **90%** felt excellent about the content and the relevance of the course while **88%** responded excellent when asked about whether the depth of the content is adequate. **85.7%** felt excellent about the size of the syllabus in terms of the load of the students. **89.5%** felt excellent about the availability of the recommended textbooks. **90%** felt excellent about the syllabus enabled them to improve the ability to formulate, analyse and solve problems. Overall experience was excellent for **90.9%** of the students. **72.8%** of the students felt excellent about the evaluation scheme designed for each course.

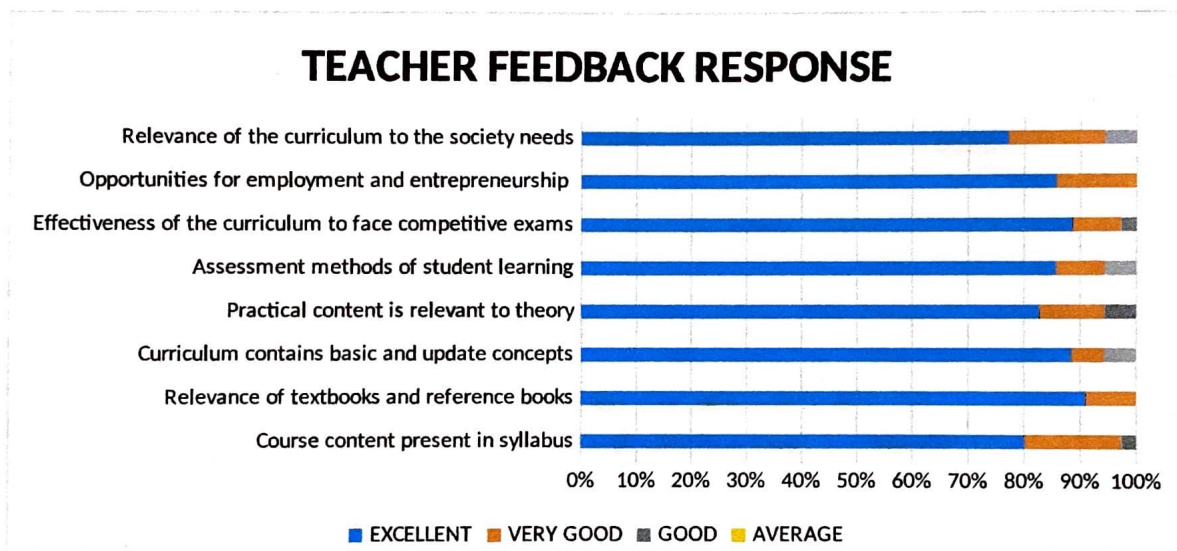


ACTION TAKEN REPORT:

1. The evaluation systems for each course have been revised by including structured group interview and also self-assessment.
2. Regarding the size of the syllabus in terms of the load of the students, recommendations will be sent to the university and DCI.

2.NAME OF THE STAKEHOLDER: TEACHER

A questionnaire was devised to collect the feedback from the faculty. Responses were recorded using four options. The graph below shows the responses of the teachers. 80% of teachers chose excellent in relation to course content present in the syllabus. 85.7% felt excellent for relevance of textbook and reference books and 88.5% of the teachers opted excellent for curriculum containing basic and updated concepts. 82.8% of the teachers felt excellent about practical content being relevant to theory. 85.7% of the teachers felt assessment methods of student learning are excellent. 88.5% of the teachers responded as excellent when asked about the effectiveness of the curriculum to face competitive exams while 85.7% felt excellent about the opportunities for employment. 77.1% of the teachers felt excellent about the relevance of the curriculum to the society needs.

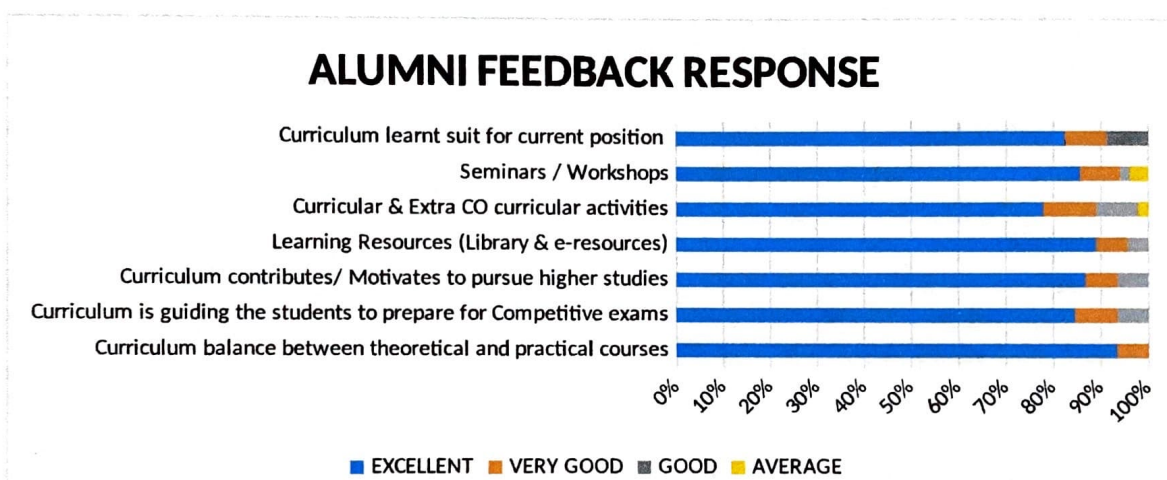


ACTION TAKEN REPORT:

1. Various outreach activities have been planned to imbibe social values and faculty is encouraged to discuss the topics in detail with clear practical live examples of the contents of the subject.
2. Several training programs were organized to improve the competencies for facing the competitive exams.

3. NAME OF THE STAKEHOLDER: ALUMNI

A questionnaire was devised to collect the feedback from the alumni. Responses were recorded using four options. The graph below shows the responses of the alumni. 93.3% of the alumni felt excellent regarding the curriculum balance between theory and practical and 86.6% chose excellent in relation to contribution of the course to pursue higher studies. 88.8% felt excellent for learning resources (library & e-resources) and 77.7% of the alumni opted excellent for curricular and extra Co-curricular activities whereas 88.8% felt excellent in relation to seminars/workshops. 82.2% of the alumni felt excellent for the suitability of their current position and curriculum.

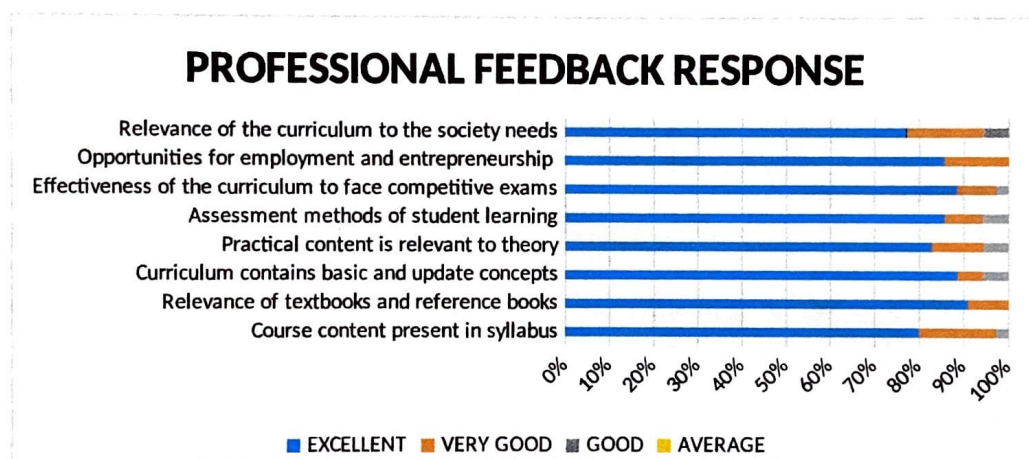


ACTION TAKEN REPORT:

1. Playground facilities were made available to the students and support was provided in the institution and students are permitted to participate in various events organized by different establishments.
2. Library was provided with internet facilities and the timings are extended and several learning platforms are also included.

4.NAME OF THE STAKEHOLDER: PROFESSIONAL

A questionnaire was devised to collect the feedback from the professionals. Responses were recorded using four options. The graph below shows the responses of the professionals. 78.5% of the professionals felt excellent that the syllabus is requirement based and 89.2% chose excellent in relation to the comprehensible aim & objectives of the syllabus. 71.4% felt excellent that course had given equal importance to both theory and practical application and 92.8% of professionals felt excellent that course time was critical and not compromised in its quality and 78.5% felt excellent as student participation in the learning process was given importance and only 64.2% felt excellent regarding the importance given for research work in the curriculum 71.4% of the alumni felt excellent for updated curriculum and 67.8% felt excellent need for the add-on course topic.

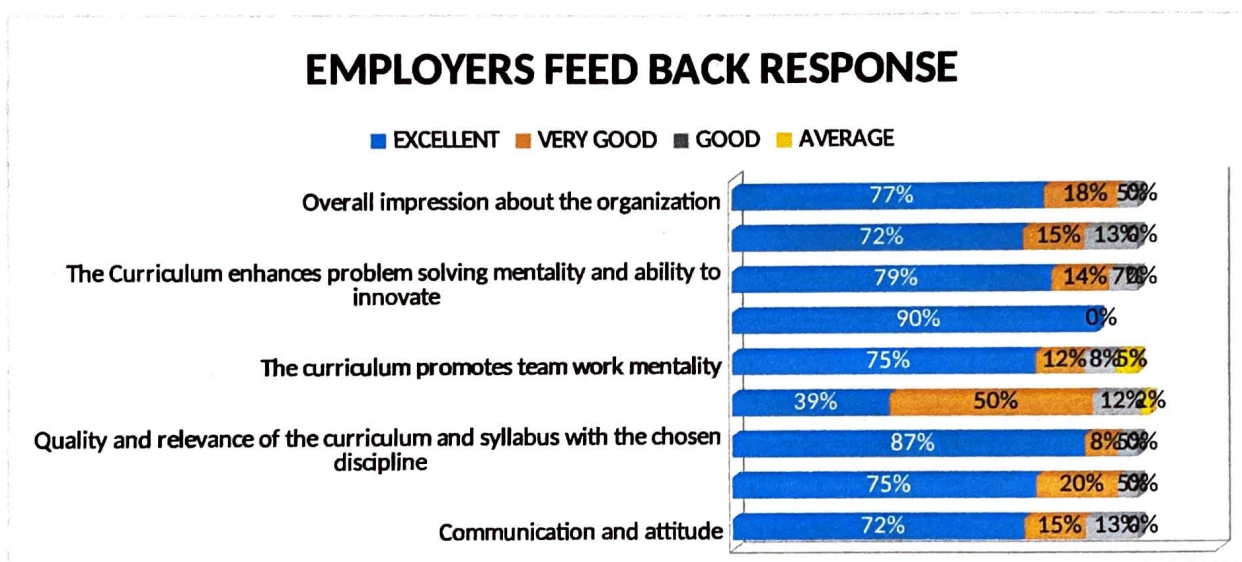


ACTION TAKEN REPORT:

1. Research activities were encouraged among all the departments and necessary support was given by the institution.
2. Faculty guided the students to conduct research and which also received funding from reputed organizations.
3. Scientific journal was restructured for the students to publish their research work.
4. MOU's were signed with several institutions to facilitate the research.
5. Institution organized and encouraged attending several add-on courses

5.NAME OF THE STAKEHOLDER: EMPLOYER

A questionnaire was devised to collect the feedback from the professionals. Responses were recorded using 4 options. The graph below shows the responses of the employers. 72% of the employers felt communication and attitude as excellent. 75% felt technical knowledge and skills were excellent. The quality and relevance of the curriculum to the chosen discipline was 87%. 90% employers felt the curriculum ensures professional ethics and attitude. 79% felt the curriculum enhance problem solving mentality and ability to innovate. 77% felt the overall impression about the organisation was excellent.



ACTION TAKEN REPORT:

1. Playground facilities were made available to the students and support was provided in the institution and students are permitted to participate in various events organized by different establishments.
2. Library was provided with internet facilities and the timings are extended and several learning platforms are also included.

Table: 1

STUDENT FEEDBACK RESPONSES

S.No	Question	EXCELLENT	VERY GOOD	GOOD	AVERAGE	POOR
1.	The syllabus was challenging	190(90.4%)	15(7.1%)	3(1.4%))	2(0%)	0(0%)
2.	Content of the course and relevance of the units	189(90%)	12(5.7%)	4(1.9%))	3(1.4%)	2(0.95%)
3.	The depth of the course content is adequate	185(88%)	21(10%)	3(1.4%))	1(0.4%)	0(0%)
4.	Size of the syllabus in terms of the load of students	180(85.7%)	18(8.5%)	9(4.2%))	3(1.4%)	0(0%)
5.	The recommended textbooks are adequately available and map on to the syllabus	188(89.5%)	14(8.5%)	6(2.8%))	2(0.95%)	0(0%)
6.	Syllabus enabled to improve the ability to formulate, analyze and solve problems	189(90%)	18(8.5%)	3(1.4%))	0(0%)	0(0%)
7.	How do you rate the evaluation scheme designed for each of the course	153(72.8%)	34(16.1%)	15(7.1%))	5(2.3%)	3(2%)
8.	Overall Experience	191(90.9%)	10(4.7%)	5(2.3%))	4(1.9%)	0(0%)
Total no of responses:210						

Table: 2

TEACHERS FEEDBACK RESPONSES

S.No	Question	EXCELLENT	VERY GOOD	GOOD	AVERAGE
1.	Course content present in syllabus	28(80%)	6(17.1%)	1(2.8%)	0(0%)
2.	Relevance of textbooks and reference books	30(85.7%)	3(8.5%)	2(0%)	0(0%)
3.	Curriculum contains basic and update concepts	31(88.5%)	2(5.7%)	2(5.7%)	0(0%)
4.	Practical content is relevant to theory	29(82.8%)	4(11.4%)	2(5.7%)	0(0%)
5.	Assessment methods of student learning	30(85.7%)	3(8.5%)	2(5.7%)	0(0%)
6.	Effectiveness of the curriculum to face competitive exams	31(88.5%)	3(8.5%)	1(2.8%)	0(0%)
7.	Opportunities for employment and entrepreneurship	30(85.7%)	5(14.2%)	0(0%)	0(0%)
8.	Relevance of the curriculum to the society needs	27(77.1%)	6(17.1%)	2(5.7%)	0(0%)
Total no of responses:35					

Table: 3

ALUMNI FEEDBACK RESPONSES

S.No	Question	EXCELLENT	VERY GOOD	GOOD	AVERAGE
1.	Curriculum balance between theoretical and practical courses	42(93.3%)	3(6.6%)	0(0%)	0(0%)
2.	Curriculum is guiding the students to prepare for Competitive exams	38(84.4%)	4(8.8%)	3(6.6%)	0(0%)
3.	Curriculum contributes/ Motivates to pursue higher studies	39(86.6%)	3(6.6%)	3(6.6%)	0 (0%)
4.	Learning Resources (Library & e-resources)	40(88.8%)	3(6.6%)	2(4.4%)	0 (0%)
5.	Curricular & Extra CO curricular activities	35(77.7%)	5(11.1%)	4(8.8%)	1(2.2%)
6.	Seminars / Workshops	40(88.8%)	4(8.8%)	1(2.2%)	0(4%)
7.	Curriculum learnt suit for current position	37(82.2%)	4(8.8%)	4(8.8%)	0 (0%)
Total no of responses:45					


Table: 4

PROFESSIONAL FEEDBACK RESPONSES

S.No	Question	EXCELLENT	VERY GOOD	SATISFACTORY	POOR
1.	Syllabus is requirement based	22(78.5%)	2(7.1%)	3(10.7%)	1(3.5%)
2.	Aim & objectives of the syllabus are comprehensible	25(89.2%)	3(10.7%)	0(0%)	0(0%)
3.	Course has given equal importance to both theory & practical applications	20(71.4%)	4(14.2%)	4(14.2%)	0(0%)
4.	Course was time critical but did not compromise in its quality	26(92.8%)	2(7.1%)	0(0%)	0(0%)
5.	Student participation in the learning process given importance	22(78.5%)	4(14.2%)	2(7.1%)	0(0%)
6.	Research work is given equal importance in the curriculum	18(64.2%)	9(32.1%)	1(3.5%)	0(0%)
7.	Curriculum updated enough & fulfills your expectations	20(71.4%)	5(17.8%)	3(10.7%)	0(0%)
8.	Add on course topic suggestion needed	19(67.8%)	7(25%)	2(7.1%)	0(0%)
Total no of responses:28					

Table: 5 Employers Feedback Response

s.no.	QUESTIONS	EXCELLENT	VERY GOOD	GOOD	AVERAGE
1.	Communication and attitude	72 %	15%	13%	0%
2.	Technical knowledge and skills	75%	20%	5%	0%
3.	Quality and relevance of the curriculum and syllabus with the chosen discipline	87%	8%	5%	0%
4.	The curriculum promotes leadership qualities	39%	50%	12%	2%
5.	The curriculum promotes team work mentality	75%	12%	8%	5%
6.	The Curriculum ensures Professional ethics and attitude	90%	10%v	0%	0%
7.	The Curriculum enhances problem solving mentality and ability to innovate	79%	14%	7%	0%
8.	Your level and satisfaction with teaching/ learning facilities provided by the college	72%	15%	13%	0%
9.	Overall impression about the organization	77%	18%	5%	0%
Total response : 30					


 PRINCIPAL
 Lenora Institute of Dental Sciences
 RAJANAGARAM